

原 著

Titanium Casting: Effect of Mould Condition of Magnesia-based Investment

Kunio Wakasa, Yasuhiro Yoshida, Nurhayaty Natsir*, Atsuharu Ikeda, Ken-ichi Shirai*,
Masayuki Yoshioka*, Akio Nakatsuka, Yuuji Nomura, Sekiya Ogino and Masao Yamaki

(Received for publication, October 1, 1996)

ABSTRACT

Dental casting of pure titanium metal was investigated by mould condition of magnesia-based investment as a dental investment mould. To select setting condition after mixing of the investment, the selected holding temperatures were room temperature (RT), 70°C and 100°C in the oven. After setting, the investment was heated to 900°C and held for 2 hours and subsequently cooled to 500°C or additionally cooled to 100°C for titanium casting. Two types of dental waxes, two types of paraffins and one cast pattern resin were used as a wax pattern. Based on the surface appearance of the investments after setting, five kinds of casting conditions were examined by the surface appearance of titanium crown castings which were using a vacuum-argon pressure casting machine with arc melting. Their mechanical strength and thermal properties of magnesia-based investments which were obtained under different setting conditions were measured by compressive strength and thermal expansion value, thermogravimetry (TG) and differential thermal analysis (DTA). The results showed that two waxes exhibited smooth investment mould surface before the casting. The appropriate wax (dental

waxes)/setting condition (RT) combination gave titanium crown castings with macroscopically smooth surface when cast to investment mould at 100°C.

INTRODUCTION

Dental magnesia-based and phosphate-bonded investments have been developed for titanium casting, because casting procedures have some problems due to high fusion temperature of titanium metal (1683°C) and the adhesion between investment mould and metal¹⁻⁵. Casting procedures were controlled by casting methods²⁻⁴ (a vacuum-argon pressure casting with arc melting and centrifugal casting with induction melting). The investment mould types affected surface characteristics of cast metal and alloys, because there appeared a thermal reaction between investment mould and metal. The composition of cast investment controlled the value of surface roughness, because the mould temperature and environmental atmosphere affected the mechanical strength and thermal change of investments after setting (preheating) or during heating in the furnace⁶⁻¹⁰. From these observation, experimentally formulated investments were developed to obtain the perfect titanium castings using cast machine with high melting systems^{11,12}. Dental magnesia-based investment and phosphate-bonded investment were applied to high fusing metals and alloys¹³. The additives of aluminium and indium pure metals in experimental nickel-based Ni-Cu-Mn ternary alloys were used to minimize the formation of adhesive oxides due to thermal reaction between alloy and investment mould, showing that the adhesive oxides were removed macroscopically and the effective contents of additive metals were below 10 wt%¹⁴.

Hiroshima University School of Dentistry, Department of Dental Materials (Chairman: Professor Masao Yamaki)

* Hiroshima University School of Dentistry, Department of Operative Dentistry (Chairman: Professor Hideaki Shintani)

Correspondence to Dr.K.Wakasa, Hiroshima University School of Dentistry, Department of Dental Materials, Kasumi 1-chome, Minamiku, Hiroshima City, 734 Japan

In this study, six setting conditions of magnesia-based investment after heating to 900°C and subsequently to 500°C were examined by the macroscopic observation of investment mould when five types of waxes and one cast pattern resin were used as a wax pattern to form the cast crown. The setting behaviours and mechanical strength were analysed by thermal properties and fracture strength of cast investment mould, and the macroscopic appearance of titanium crown castings were examined under five heat conditions at selected mould temperatures.

MATERIALS AND METHODS

1. Materials

1.1 Magnesia-based investment

The magnesia-based investment mould was ethyl silicate-bonded magnesia-based investment, which contained 50 wt% magnesia (MgO) and 50 wt% alumina (Al₂O₃) powders with very small amount of metal oxide as zirconia, patented by one of the present authors. The magnesia-based investment had silica gel as the binder by means of sol-gel reaction¹³. The mixing liquid including hydrolysed silica sol solution (Colcoat Co, Tokyo) and an ammonium carbonate solution which were adjusted in this study (catalyst; Katayama Kagaku Kogyo, Tokyo). They were used as 16 ml (silica sol)/1.1 ml (catalyst), based on the earlier reports^{15,16}, and the mixing liquid /investment powder ratio was 0.15. After setting of investment (10 minutes) within the casting ring which was made by acrylic resin (thickness = 1 mm), it was removed to hold it under six setting conditions. The ring had dimension of 34 mm outer diameter and 45 mm height. In this study, so-called ringless casting was carried out under a vacuum-argon pressure casting (see section 3).

1.2 Wax patterns

Four waxes and one cast pattern resin were used as a wax pattern from the same metal crown as the earlier report¹³. Two types of dental waxes for the pattern was a dental wax; Undercut wax (GC Co, Tokyo; 122°C as a melting temperature; W1) and a dental wax (Blue-inlay wax; GC Co, Tokyo; 50°C; W2). Two types of paraffins had different melting temperatures 68~70°C (Wako Junyaku Kougyou, Osaka; W3) and 56~58°C (Katayama Kagaku Kougyou; W4). One cast pattern resin (Nisshin Co, Kyoto; W5) had 50°C as a melting temperature. Immediately after making the watterns, they were conserved at room temperature (RT) for 4 hours, 70°C for 1 hour, and 100°C for 1 hour, and they were subsequently

heated to 900°C and held for 2 hours (Table 1). The surface porosity was observed macroscopically on the investment surface when C5 condition was used and then cooled to 500°C.

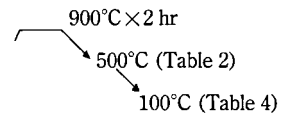
Two heat conditions before casting, 1) a heat to 900°C and a holding for 2 hours and subsequently cooled to 500°C and 2) subsequently holding it in the oven (controlled at 100°C), were examined (Table 1). Examining titanium castings, the latter condition was selected, because the investment samples showed no cracks on the surface which were introduced by cooling. Also, based on macroscopic observation, the wax types were selected. Using three types of waxes, W1, W2, and W3, the titanium casting was done and the surface defect was examined macroscopically.

Table 1 Schematic diagrams of six setting conditions (C1, C2, C3, C4, C5, and C6) and two casting methods. For key, see text.

Setting

C1 _____ RT×4 hr	C4; C1 to 900°C×2 hr
C2 _____ 70°C×1 hr	C5; C2 to 900°C×2 hr
C3 _____ 100°C×1 hr	C6; C3 to 900°C×2 hr

Casting



2. The properties of investments investigated

2.1 Compressive strength

The fracture strength value ($4L/3.14 d^2$; L = load at fracture) was estimated by compressive strength of investment samples (30 mm diameter and 40 mm height) of load/deflection curve which were set under the condition, C1, C2, and C3 (sample size = 5), using a AUTOGRAPH testing machine (DCS type, Shimadzu Co, Kyoto); 100 kgf (full scale), 2 mm/min (cross-head speed), 20 mm/min (chart speed). The strength value (kg/mm²) was converted to SI unit (MPa).

2.2 Thermal expansion

Thermal expansion of magnesia-based investment used was examined by thermal analyzer (Thermoflex, RIGAKU, Tokyo). The heating rate to 800°C was 10°C/min under the degassed atmosphere. The cylindrical specimen dimension was 5 mm diameter and 12 mm height.

Reference sample was a silica glass (5 mm diameter and 12 mm height) and the expansion value was calibrated. Five test samples were used for each case under thermal analyses.

2.3 TG and DTA analyses

Thermogravimetry (TG) and differential thermal analysis (DTA) were carried out using DT-50 (Shimadzu Co, Kyoto). The samples were heated to 900°C with a heating rate of 10°C/min during thermal analyses. The investment sample weight was 20 mg. The TG full scale was 20 mg and DTA full scale was 200 μ V under six conditions of setting (C1, C2, C3) or heating (C4, C5, C6) (Table 1). The same measurement conditions as earlier reports were used for TG and DTA analyses¹⁵⁻¹⁷.

3. Titanium casting

The material tested (15 gram ingot) was a pure titanium metal (KS-50, Kobe Steel Co, Kobe), which contained Fe 0.06 wt%, H₂ 0.004 wt%, C 0.007 wt%, N₂ 0.01 wt% and O₂ 0.14 wt%. The metal samples were cast by vacuum-argon pressure after arc melting which was called to be pressure arc casting (sample size = 5) (Advanced Arc Casting System CYCLARC Hiroshima Daigaku Shigakubu Model I; J. Morita Co, Kyoto; Fig. 1). Argon pressure was 14.71 kPa, and a melting current was 190A during 30 seconds melting time, using pure Cu crucible. The surface observation of titanium crown castings, which were obtained by five setting conditions, was done macroscopically.

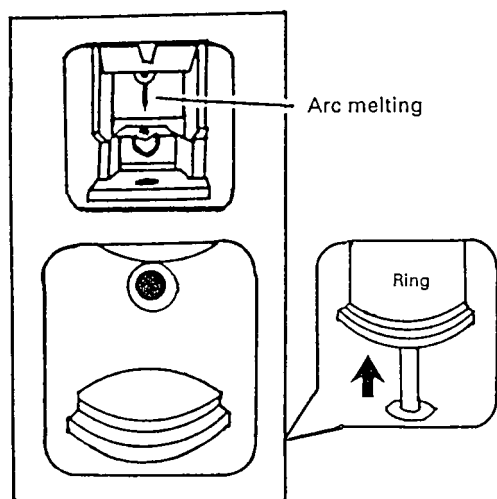


Figure 1 Casting machine (schematic figure). Originally, it has been already indicated¹³⁾.

RESULTS

Table 2 indicates the macroscopic appearance of magnesia-based investment surface. The specimen samples were obtained by W1 to W5 conditions and then treated by C5 condition and subsequently cooled to 500°C. The appearance of ranking was macroscopically described, showing that better conditions were W1 and W3.

Table 3 indicates compressive strength at fracture of magnesia-based investments which were obtained under C1, C2 and C3 conditions. The samples set under three conditions, showing that the heated samples had a larger strength than that of RT-conserved sample (C1). Figures 2, 3, and 4 show thermal properties of thermal expansion, TG and DTA characteristics, respectively. The thermal expansion had an increased value by adding alumina to magnesia powder in the temperature range of more than 400°C (0.6%). The weight loss which occurred with sol-gel reaction of ethylsilicate sol (liquid part) started at about 300°C and finished at 350°C, as indicated (C1, C2 and C3 conditions), whereas C4, C5 and C6

Table 2 Macroscopic appearance of magnesia-based investment when treated by W1 to W5 waxes. C5 condition in Table 1 and subsequently cooled to 500°C (see text for key).

Code	Wax	Appearance
W1	Undercut wax (122°C)	+++
W2	Blue-inlay wax (50°C)	++
W3	Paraffin (68~70°C)	+++
W4	Paraffin (56~58°C)	+
W5	Cast pattern resin (50°C)	-

+++; smooth investment surfaces

++; porosity partly existed on the surface

+; less porosity than ++

-; small size of porosity existed uniformly over the surface

Table 3 Compressive strength which was obtained under C1, C2, and C3 conditions. For key, see text.

Code	Compressive strength (MPa)
C1	0.74 (0.06)
C2	1.07 (0.02)
C3	2.25 (0.05)

Mean (standard deviation)

Table 4 Macroscopic appearance of titanium cast crown when hardened under the WA to WE conditions. Setting was carried under RT (C1) or 100°C (C3) condition, and casting was done after holding at 100°C for 10~30 minutes (for key, see text).

Code	Wax/Setting temperature	Appearance
WA	W1/100°C	—
WB	W1/RT	++
WC	W3/100°C	—
WD	W3/RT	—
WE	W2/RT	+++

+++; smooth metal surfaces

++; porosity partly existed on the surface

+; less porosity than ++

—; small size of porosity existed uniformly over the surface

Thermal expansion (%)

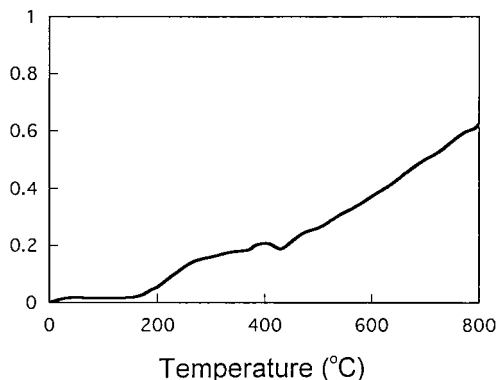


Figure 2 Thermal expansion of magnesia-based investment.

TG

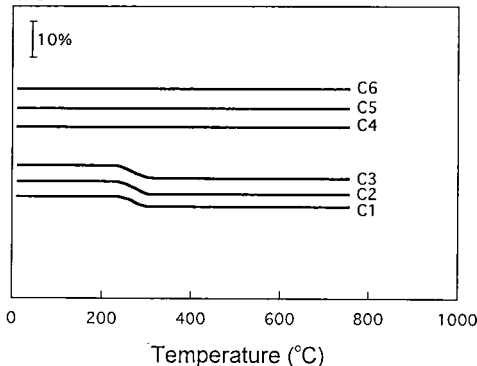


Figure 3 TG change with test temperature under C1 to C6 conditions. See key for text.

DTA

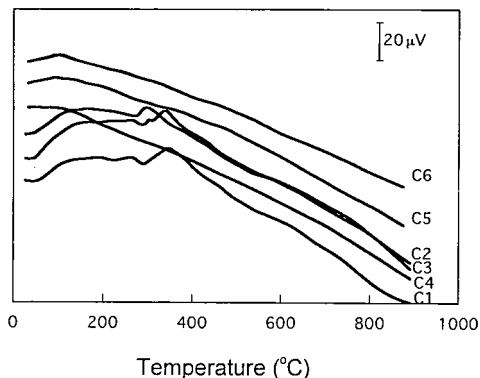


Figure 4 DTA change with test temperature under C1 to C6 conditions. See key for text.

condition gave no weight loss of investment. These trends corresponded to a peak (300 ~ 350°C) due to exothermic reaction on DTA curves for C1, C2 and C3 conditions. The other conditions had no peak in such temperature range.

Table 4 indicates the same appearance of titanium crown castings as Table 2. The appearance exhibited WB and WE conditions when held at 100°C, because the smooth surface was observed on the cast surface.

DISCUSSION

The investment type affected the fit of titanium castings¹⁸⁾ and colour stability¹⁹⁾ and surface condition²⁰⁾. As a laboratory procedure for titanium crown casting, setting and thermal expansion and casting experiment were very important to clarify the effect of investment on titanium castings. As reported by earlier reports¹⁻¹³⁾, silica-based investments and magnesia/alumina-based investments were applied as a investment mould. The relatively low mould temperature recommended were below 100°C¹³⁾ or 200 or 350°C¹⁸⁾, because these investment exhibited heavy reaction with the mould. For the metal compensation of metal shrinkage, zero or negative expansion of investment was needed. Recent study reported that mould reaction occurred little when the investment was heated to 950°C and then cooled to 600°C¹⁸⁾. Thus, in this study, setting condition of magnesia-based investment with different types of waxes and casting condition when cooled to 500°C or held at 100°C was examined.

The titanium casting was affected by mould filling with different gas permeability⁹⁾. Thus, investment types, such as phosphate-bonded silica investment and magnesia-

based investments have been developed experimentally^{5,6,14}. To increase castability to obtain complete castings, the development of investment mould was needed. Syverud and Hero reported that an arc casting machine with a separate melting and mould chamber was important because both chambers were evacuated before argon was introduced into melting chambers⁹. Thus, the gases in the mould cavity escaped through the investment to the mold chamber. The magnesia-based investment used in this study had produced complete castings, as reported that it had higher gas permeability than the other commercial magnesia-investments when fired to each recommended temperature and cooled to RT⁹. From their reports, this study exhibited that there appeared no chemical reaction at more than 400°C as indicated by no peak on the curves in Figs 3 (TG) and 4 (DTA). As a setting condition, the magnitude of compressive strength at a conservation at RT was reasonable (Table 3), because the compressive strength for the inlay investments had approximately 2.46 MPa when tested 2 hours after setting²¹. The appropriate heat temperature during heating was 900°C, and also the holding temperature was better at RT than at 100°C (Table 4).

Metal shrinkage was compensated when zero or negative mould expansion, showing that the discrepancy between crown casting and the die was 0.15 mm as a fit of the titanium crown¹⁸. The magnesia-based (magnesia-alumina) investment showed a better fit to the die using the same mould condition as this study¹³. As a laboratory procedure for titanium crown casting, the relatively low mould temperature was thus needed.

This study clarified that the complete titanium crown castings were achieved by hiring at 900°C for 2 hours after setting at RT, and subsequently cooling to 500°C and then holding at 100°C before casting. This setting and heat conditions suggest that mold filling of magnesia-based investment has high gas permeability during heating and casting. The optimal condition of magnesia-based investment mould was confirmed. In this study the mould conditions of setting and heating were obtained experimentally, and this method followed by a second cooling and holding temperature (100°C) after cooling to 500°C can be recommended for titanium crown castings.

CONCLUSION

Pure titanium metal was cast under a vacuum-argon pressure casting, examining the setting condition of mag-

nesia-based investment. After setting at RT, or 70°C, or 100°C, the investment mould was heated to 900°C, and then cooled to 500°C or additionally held at 100°C in the oven for titanium casting. Based on the surface appearance of the investments after setting by selecting wax patterns, five kinds of casting conditions were examined by the surface appearance of titanium crown castings. The results showed that two waxes exhibited smooth investment mould surface before the casting. Using paraffin or dental wax/setting condition at RT, titanium crown castings with less porosity on the cast surface were achieved under the mould condition that was subsequently placed at 100°C for 10~30 minutes after cooling to 500°C.

ACKNOWLEDGMENTS

The authors wish to be grateful to "Biomaterial Combined Analysis System", Hiroshima University, Graduate School, Hiroshima, Japan, and also have a deep thank to J. Morita Co (Kyoto, Japan) for the supplies of casting machine (Advanced Arc Casting System CYCLARC Hiroshima Daigaku Shigakubu Model I) and investment sample (magnesia-based investment).

REFERENCES

- 1) Bessing, C. and Bergman, M.: The castability of unalloyed titanium in three different casting machines. *Swed. Dent. J.* **16**, 109-113, 1992.
- 2) Carr, A.B. and Brantley, W.A.: Titanium alloy cylinders in implant framework fabrication: a study of the cylinder-alloy interface. *J. Prosthet. Dent.* **69**, 391-397, 1993.
- 3) Yoneyama, T., Kotaka, M., Kobayashi, E., Doi, H. and Hamanaka, H.: Influence of mold materials and heat treatment on tensile properties of Ni-Ti alloy castings. *Bull. Tokyo Med. Dent. Univ.* **40**, 167-172, 1993.
- 4) Herø, H., Syverud, M. and Waarli, M.: Mold filling and porosity in castings of titanium. *Dent. Mater.* **9**, 15-18, 1993.
- 5) Takahashi, J., Zhang, J.Z. and Okazaki, M.: Castability and surface hardness of titanium cast plates obtained from experimental phosphate-bonded silica investment molds. *Dent. Mater. J.* **12**, 238-244, 1993.
- 6) Takahashi, J., Zhang, J.Z. and Okazaki, M.: Effect of casting methods on castability of pure titanium. *Dent. Mater. J.* **12**, 245-252, 1993.
- 7) Blackman, R., Barghi, N. and Tran, C.: Dimensional changes in casting titanium removable partial denture frameworks. *J. Prosthet. Dent.* **65**, 309-315, 1991.

- 8) Hruska, A.R. and Borelli, P.: Quality criteria for pure titanium casting, laboratory soldering, intraoral welding, and a device to aid in making uncontaminated castings. *J. Prosthet. Dent.* **66**, 561-565, 1991.
- 9) Syverud, M. and Herø, H.: Mold filling of Ti castings using investments with different gas permeability. *Dent. Mater.* **11**, 14-18, 1995.
- 10) Syverud, M., Okabe, T. and Herø, H.: Casting of Ti-Al-4V alloy compared with pure Ti in an Ar-arc casting machine. *Eur. J. Oral Sci.* **103**, 327-330, 1995.
- 11) Wakasa, K. and Yamaki, M.: Application of silica-sol investment to dental castable ceramics. *J. Mater. Sci. Letters* **12**, 1897-1899, 1993.
- 12) Wakasa, K., Ikeda, A., Yoshida, Y. and Yamaki, M.: Silica investment prepared for dental purposes: effect of cristobalite content on mechanical properties. *J. Mater. Sci. Letters* **12**, 1908-1910, 1993.
- 13) Wakasa, K. and Yamaki, M.: Dental magnesia-based investments for cast titanium crown : setting and fitness. *J. Mater. Sci. Mater. Med.* **6**, 379-382, 1995.
- 14) Sosrosoedirdjo, B.I., Wakasa, K. and Yamaki, M.: A study on dental nonprecious cast alloys. Part 3 Tensile properties in the ternary nickel-copper-manganese alloys: Influence of adding aluminium and indium. *J. Mater. Sci.* **24**, 3667-3772, 1989.
- 15) Urabe, H., Wakasa, K. and Yamaki, M.: Application of multifunctional base monomer to dental composite resins. *J. Mater. Sci. Mater. Med.* **1**, 163-170, 1990.
- 16) Urabe, H., Wakasa, K. and Yamaki, M.: Cure performance of multifunctional monomers to photo-initiators: a thermoanalytical study on bis-GMA-based resins. *J. Mater. Sci.* **26**, 3185-3190, 1991.
- 17) Wakasa, K. and Yamaki, M.: Thermal behaviour of casting investment during setting. *J. Oral Rehabil.* **22**, 371-375, 1995.
- 18) Mori, T., Jean-Louis, M., Yabugani, M. and Togaya, T.: The effect of investment type on the fit of cast titanium crowns. *Aust. Dent. J.* **39**, 348-352, 1994.
- 19) Razzoog, M.E., Lang, B.R., Russell, M.M. and May, K.B.: A comparison of the color stability of conventional and titanium dental porcelain. *J. Prosthet. Dent.* **72**, 453-456, 1994.
- 20) Rake, P.C., Goodacre, C.J., Moore, B.K. and Munoz, C.A.: Effect of two opaquing techniques and two metal surface conditions on metal-ceramic bond strength. *J. Prosthet. Dent.* **75**, 8-17, 1995.
- 21) Phillips, R.W.: *Skinner's Science of Dental Materials*, Ninth edition, W.B. Saunders Com, Philadelphia, pp 393-412, 1991.