

Single Electrons from Heavy-Flavor Decays in $p + p$ Collisions at $\sqrt{s} = 200$ GeV

S. S. Adler,⁵ S. Afanasiev,¹⁷ C. Aidala,⁵ N. N. Ajitanand,⁴³ Y. Akiba,^{20,38} J. Alexander,⁴³ R. Amirikas,¹² L. Aphecetche,⁴⁵ S. H. Aronson,⁵ R. Averbeck,⁴⁴ T. C. Awes,³⁵ R. Azmoun,⁴⁴ V. Babintsev,¹⁵ A. Baldisseri,¹⁰ K. N. Barish,⁶ P. D. Barnes,²⁷ B. Bassalleck,³³ S. Bathe,³⁰ S. Batsouli,⁹ V. Baublis,³⁷ A. Bazilevsky,^{39,15} S. Belikov,^{16,15} Y. Berdnikov,⁴⁰ S. Bhagavatula,¹⁶ J. G. Boissevain,²⁷ H. Borel,¹⁰ S. Borenstein,²⁵ M. L. Brooks,²⁷ D. S. Brown,³⁴ N. Bruner,³³ D. Bucher,³⁰ H. Buesching,³⁰ V. Bumazhnov,¹⁵ G. Bunce,^{5,39} J. M. Burward-Hoy,^{26,44} S. Butsyk,⁴⁴ X. Camard,⁴⁵ J.-S. Chai,¹⁸ P. Chand,⁴ W. C. Chang,² S. Chernichenko,¹⁵ C. Y. Chi,⁹ J. Chiba,²⁰ M. Chiu,⁹ I. J. Choi,⁵² J. Choi,¹⁹ R. K. Choudhury,⁴ T. Chujo,⁵ V. Cianciolo,³⁵ Y. Cobigo,¹⁰ B. A. Cole,⁹ P. Constantin,¹⁶ D. d'Enterria,⁴⁵ G. David,⁵ H. Delagrangé,⁴⁵ A. Denisov,¹⁵ A. Deshpande,³⁹ E. J. Desmond,⁵ A. Devismes,⁴⁴ O. Dietzsch,⁴¹ O. Drapier,²⁵ A. Drees,⁴⁴ R. du Rietz,²⁹ A. Durum,¹⁵ D. Dutta,⁴ Y. V. Efremenko,³⁵ K. El Chenawi,⁴⁹ A. Enokizono,¹⁴ H. En'yo,^{38,39} S. Esumi,⁴⁸ L. Ewell,⁵ D. E. Fields,^{33,39} F. Fleuret,²⁵ S. L. Fokin,²³ B. D. Fox,³⁹ Z. Fraenkel,⁵¹ J. E. Frantz,⁹ A. Franz,⁵ A. D. Frawley,¹² S.-Y. Fung,⁶ S. Garpman,^{29,*} T. K. Ghosh,⁴⁹ A. Glenn,⁴⁶ G. Gogiberidze,⁴⁶ M. Gonin,²⁵ J. Gosset,¹⁰ Y. Goto,³⁹ R. Granier de Cassagnac,²⁵ N. Grau,¹⁶ S. V. Greene,⁴⁹ M. Grosse Perdekamp,³⁹ W. Guryan,⁵ H.-Å. Gustafsson,²⁹ T. Hachiya,¹⁴ J. S. Haggerty,⁵ H. Hamagaki,⁸ A. G. Hansen,²⁷ E. P. Hartouni,²⁶ M. Harvey,⁵ R. Hayano,⁸ N. Hayashi,³⁸ X. He,¹³ M. Heffner,²⁶ T. K. Hemmick,⁴⁴ J. M. Heuser,⁴⁴ M. Hibino,⁵⁰ J. C. Hill,¹⁶ W. Holzmann,⁴³ K. Homma,¹⁴ B. Hong,²² A. Hoover,³⁴ T. Ichihara,^{38,39} V. V. Ikonnikov,²³ K. Imai,^{24,38} D. Isenhower,¹ M. Ishihara,³⁸ M. Issah,⁴³ A. Isupov,¹⁷ B. V. Jacak,⁴⁴ W. Y. Jang,²² Y. Jeong,¹⁹ J. Jia,⁴⁴ O. Jinnouchi,³⁸ B. M. Johnson,⁵ S. C. Johnson,²⁶ K. S. Joo,³¹ D. Jouan,³⁶ S. Kametani,^{8,50} N. Kamihara,^{47,38} J. H. Kang,⁵² S. S. Kapoor,⁴ K. Katou,⁵⁰ S. Kelly,⁹ B. Khachaturov,⁵¹ A. Khazadzev,³⁷ J. Kikuchi,⁵⁰ D. H. Kim,³¹ D. J. Kim,⁵² D. W. Kim,¹⁹ E. Kim,⁴² G.-B. Kim,²⁵ H. J. Kim,⁵² E. Kistenev,⁵ A. Kiyomichi,⁴⁸ K. Kiyoyama,³² C. Klein-Boesing,³⁰ H. Kobayashi,^{38,39} L. Kochenda,³⁷ V. Kochetkov,¹⁵ D. Koehler,³³ T. Kohama,¹⁴ M. Kopytine,⁴⁴ D. Kotchetkov,⁶ A. Kozlov,⁵¹ P. J. Kroon,⁵ C. H. Kuberg,^{1,27} K. Kurita,³⁹ Y. Kuroki,⁴⁸ M. J. Kweon,²² Y. Kwon,⁵² G. S. Kyle,³⁴ R. Lacey,⁴³ V. Ladygin,¹⁷ J. G. Lajoie,¹⁶ A. Lebedev,^{16,23} S. Leckey,⁴⁴ D. M. Lee,²⁷ S. Lee,¹⁹ M. J. Leitch,²⁷ X. H. Li,⁶ H. Lim,⁴² A. Litvinenko,¹⁷ M. X. Liu,²⁷ Y. Liu,³⁶ C. F. Maguire,⁴⁹ Y. I. Makdisi,⁵ A. Malakhov,¹⁷ V. I. Manko,²³ Y. Mao,^{7,38} G. Martinez,⁴⁵ M. D. Marx,⁴⁴ H. Masui,⁴⁸ F. Matathias,⁴⁴ T. Matsumoto,^{8,50} P. L. McGaughey,²⁷ E. Melnikov,¹⁵ F. Messer,⁴⁴ Y. Miake,⁴⁸ J. Milan,⁴³ T. E. Miller,⁴⁹ A. Milov,^{44,51} S. Mioduszewski,⁵ R. E. Mischke,²⁷ G. C. Mishra,¹³ J. T. Mitchell,⁵ A. K. Mohanty,⁴ D. P. Morrison,⁵ J. M. Moss,²⁷ F. Mühlbacher,⁴⁴ D. Mukhopadhyay,⁵¹ M. Muniruzzaman,⁶ J. Murata,^{38,39} S. Nagamiya,²⁰ J. L. Nagle,⁹ T. Nakamura,¹⁴ B. K. Nandi,⁶ M. Nara,⁴⁸ J. Newby,⁴⁶ P. Nilsson,²⁹ A. S. Nyanin,²³ J. Nystrand,²⁹ E. O'Brien,⁵ C. A. Ogilvie,¹⁶ H. Ohnishi,^{5,38} I. D. Ojha,^{49,3} K. Okada,³⁸ M. Ono,⁴⁸ V. Onuchin,¹⁵ A. Oskarsson,²⁹ I. Otterlund,²⁹ K. Oyama,⁸ K. Ozawa,⁸ D. Pal,⁵¹ A. P. T. Palounek,²⁷ V. Pantuev,⁴⁴ V. Papavassiliou,³⁴ J. Park,⁴² A. Parmar,³³ S. F. Pate,³⁴ T. Peitzmann,³⁰ J.-C. Peng,²⁷ V. Peresedov,¹⁷ C. Pinkenburg,⁵ R. P. Pisani,⁵ F. Plasil,³⁵ M. L. Purschke,⁵ A. K. Purwar,⁴⁴ J. Rak,¹⁶ I. Ravinovich,⁵¹ K. F. Read,^{35,46} M. Reuter,⁴⁴ K. Reygers,³⁰ V. Riabov,^{37,40} Y. Riabov,³⁷ G. Roche,²⁸ A. Romana,²⁵ M. Rosati,¹⁶ P. Rosnet,²⁸ S. S. Ryu,⁵² M. E. Sadler,¹ N. Saito,^{38,39} T. Sakaguchi,^{8,50} M. Sakai,³² S. Sakai,⁴⁸ V. Samsonov,³⁷ L. Sanfratello,³³ R. Santo,³⁰ H. D. Sato,^{24,38} S. Sato,^{5,48} S. Sawada,²⁰ Y. Schutz,⁴⁵ V. Semenov,¹⁵ R. Seto,⁶ M. R. Shaw,^{1,27} T. K. Shea,⁵ T.-A. Shibata,^{47,38} K. Shigaki,^{14,20} T. Shiina,²⁷ C. L. Silva,⁴¹ D. Silvermyr,^{27,29} K. S. Sim,²² C. P. Singh,³ V. Singh,³ M. Sivertz,⁵ A. Soldatov,¹⁵ R. A. Soltz,²⁶ W. E. Sondheim,²⁷ S. P. Sorensen,⁴⁶ I. V. Sourikova,⁵ F. Staley,¹⁰ P. W. Stankus,³⁵ E. Stenlund,²⁹ M. Stepanov,³⁴ A. Ster,²¹ S. P. Stoll,⁵ T. Sugitate,¹⁴ J. P. Sullivan,²⁷ E. M. Takagui,⁴¹ A. Taketani,^{38,39} M. Tamai,⁵⁰ K. H. Tanaka,²⁰ Y. Tanaka,³² K. Tanida,³⁸ M. J. Tannenbaum,⁵ P. Tarján,¹¹ J. D. Tepe,^{1,27} T. L. Thomas,³³ J. Tojo,^{24,38} H. Torii,^{24,38} R. S. Towell,¹ I. Tserruya,⁵¹ H. Tsuruoka,⁴⁸ S. K. Tuli,³ H. Tydesjö,²⁹ N. Tyurin,¹⁵ H. W. van Hecke,²⁷ J. Velkovska,^{5,44} M. Velkovsky,⁴⁴ V. Veszprémi,¹¹ L. Villatte,⁴⁶ A. A. Vinogradov,²³ M. A. Volkov,²³ E. Vznuzdaev,³⁷ X. R. Wang,¹³ Y. Watanabe,^{38,39} S. N. White,⁵ F. K. Wohn,¹⁶ C. L. Woody,⁵ W. Xie,⁶ Y. Yang,⁷ A. Yanovich,¹⁵ S. Yokkaichi,^{38,39} G. R. Young,³⁵ I. E. Yushmanov,²³ W. A. Zajc,^{9,†} C. Zhang,⁹ S. Zhou,⁷ S. J. Zhou,⁵¹ and L. Zolin¹⁷

(PHENIX Collaboration)

¹Abilene Christian University, Abilene, Texas 79699, USA²Institute of Physics, Academia Sinica, Taipei 11529, Taiwan³Department of Physics, Banaras Hindu University, Varanasi 221005, India⁴Bhabha Atomic Research Centre, Bombay 400 085, India

- ⁵Brookhaven National Laboratory, Upton, New York 11973-5000, USA
⁶University of California - Riverside, Riverside, California 92521, USA
⁷China Institute of Atomic Energy (CIAE), Beijing, People's Republic of China
⁸Center for Nuclear Study, Graduate School of Science, University of Tokyo, 7-3-1 Hongo, Bunkyo, Tokyo 113-0033, Japan
⁹Columbia University, New York, New York 10027, USA
and Nevis Laboratories, Irvington, New York 10533, USA
¹⁰Dapnia, CEA Saclay, F-91191, Gif-sur-Yvette, France
¹¹Debrecen University, H-4010 Debrecen, Egyetem tér 1, Hungary
¹²Florida State University, Tallahassee, Florida 32306, USA
¹³Georgia State University, Atlanta, Georgia 30303, USA
¹⁴Hiroshima University, Kagamiyama, Higashi-Hiroshima 739-8526, Japan
¹⁵IHEP Protvino, Institute for High Energy Physics, State Research Center of Russian Federation, Protvino, 142281, Russia
¹⁶Iowa State University, Ames, Iowa 50011, USA
¹⁷Joint Institute for Nuclear Research, 141980 Dubna, Moscow Region, Russia
¹⁸KAERI, Cyclotron Application Laboratory, Seoul, South Korea
¹⁹Kangnung National University, Kangnung 210-702, South Korea
²⁰KEK, High Energy Accelerator Research Organization, Tsukuba, Ibaraki 305-0801, Japan
²¹KFKI Research Institute for Particle and Nuclear Physics of the Hungarian Academy of Sciences (MTA KFKI RMKI), H-1525
Budapest 114, Post Office Box 49, Budapest, Hungary
²²Korea University, Seoul, 136-701, Korea
²³Russian Research Center "Kurchatov Institute", Moscow, Russia
²⁴Kyoto University, Kyoto 606-8502, Japan
²⁵Laboratoire Leprince-Ringuet, Ecole Polytechnique, CNRS-IN2P3, Route de Saclay, F-91128, Palaiseau, France
²⁶Lawrence Livermore National Laboratory, Livermore, California 94550, USA
²⁷Los Alamos National Laboratory, Los Alamos, New Mexico 87545, USA
²⁸LPC, Université Blaise Pascal, CNRS-IN2P3, Clermont-Fd, 63177 Aubiere Cedex, France
²⁹Department of Physics, Lund University, Box 118, SE-221 00 Lund, Sweden
³⁰Institut für Kernphysik, University of Muenster, D-48149 Muenster, Germany
³¹Myongji University, Yongin, Kyonggido 449-728, Korea
³²Nagasaki Institute of Applied Science, Nagasaki-shi, Nagasaki 851-0193, Japan
³³University of New Mexico, Albuquerque, New Mexico 87131, USA
³⁴New Mexico State University, Las Cruces, New Mexico 88003, USA
³⁵Oak Ridge National Laboratory, Oak Ridge, Tennessee 37831, USA
³⁶IPN-Orsay, Université Paris Sud, CNRS-IN2P3, Boîte Postale 1, F-91406, Orsay, France
³⁷PNPI, Petersburg Nuclear Physics Institute, Gatchina, Leningrad region, 188300, Russia
³⁸The Institute of Physical and Chemical Research, RIKEN, Wako, Saitama 351-0198, Japan
³⁹RIKEN BNL Research Center, Brookhaven National Laboratory, Upton, New York 11973-5000, USA
⁴⁰Saint Petersburg State Polytechnic University, St. Petersburg, Russia
⁴¹Instituto de Física, Universidade de São Paulo, Caixa Postal 66318, São Paulo CEP05315-970, Brazil
⁴²System Electronics Laboratory, Seoul National University, Seoul, South Korea
⁴³Chemistry Department, Stony Brook University, SUNY, Stony Brook, New York 11794-3400, USA
⁴⁴Department of Physics and Astronomy, Stony Brook University, SUNY, Stony Brook, New York 11794, USA
⁴⁵SUBATECH (Ecole des Mines de Nantes, CNRS-IN2P3, Université de Nantes) Boîte Postale 20722 - 44307, Nantes, France
⁴⁶University of Tennessee, Knoxville, Tennessee 37996, USA
⁴⁷Department of Physics, Tokyo Institute of Technology, Tokyo, 152-8551, Japan
⁴⁸Institute of Physics, University of Tsukuba, Tsukuba, Ibaraki 305, Japan
⁴⁹Vanderbilt University, Nashville, Tennessee 37235, USA
⁵⁰Waseda University, Advanced Research Institute for Science and Engineering, 17 Kikui-cho, Shinjuku-ku, Tokyo 162-0044, Japan
⁵¹Weizmann Institute, Rehovot 76100, Israel
⁵²Yonsei University, IPAP, Seoul 120-749, Korea

(Received 15 August 2005; published 26 January 2006)

The invariant differential cross section for inclusive electron production in $p + p$ collisions at $\sqrt{s} = 200$ GeV has been measured by the PHENIX experiment at the BNL Relativistic Heavy Ion Collider over the transverse momentum range $0.4 \leq p_T \leq 5.0$ GeV/c in the central rapidity region ($|\eta| \leq 0.35$). The contribution to the inclusive electron spectrum from semileptonic decays of hadrons carrying heavy flavor, i.e., charm quarks or, at high p_T , bottom quarks, is determined via three independent methods. The resulting electron spectrum from heavy-flavor decays is compared to recent leading and next-to-leading order perturbative QCD calculations. The total cross section of charm quark-antiquark pair production is determined to be $\sigma_{c\bar{c}} = 0.92 \pm 0.15(\text{stat}) \pm 0.54(\text{syst})$ mb.

The production of hadrons carrying heavy quarks, i.e., charm or bottom, serves as a crucial proving ground for quantum chromodynamics (QCD), the theory of the strong interaction. Because of the large quark masses, charm and bottom production can be treated by perturbative QCD (pQCD) even at small momenta without being significantly affected by additional soft processes [1]. This is in distinct contrast to the production of particles composed solely of light quarks, which can be evaluated perturbatively only for sufficiently large momenta. Consequently, pQCD calculations of heavy quark production are expected to be reliable over the full momentum range experimentally accessible at collider energies.

For bottom production, next-to-leading order (NLO) calculations are in reasonable agreement with data [2]. Charm measurements at $\sqrt{s} = 1.96$ TeV exist for high transverse momentum (p_T) only [3], where the cross section is higher than NLO predictions by $\geq 50\%$. However, these discrepancies are within the substantial experimental and theoretical uncertainties [3]. At the Relativistic Heavy Ion Collider (RHIC), charm yields have been measured for $p + p$ and $d + \text{Au}$ collisions at $\sqrt{s_{\text{NN}}} = 200$ GeV [4,5] as well as for $\text{Au} + \text{Au}$ collisions at 130 and 200 GeV [6,7]. Further measurements are crucial for a better understanding of heavy-flavor production at RHIC. In particular, the relevance of higher order processes and other production mechanisms like jet fragmentation is unclear.

We report on the central rapidity production ($|\eta| \leq 0.35$) of inclusive electrons, $(e^+ + e^-)/2$, in $p + p$ collisions at $\sqrt{s} = 200$ GeV measured by the PHENIX experiment [8] at RHIC. Contributions from semileptonic heavy-flavor decays are extracted in the electron p_T range $0.4 \leq p_T \leq 5.0$ GeV/ c . The resulting invariant differential cross section is an important benchmark for pQCD calculations of heavy quark production. Furthermore, it provides a crucial baseline for measurements in nuclear collisions at RHIC. Since hadronic heavy-flavor production is expected to be dominated by initial parton scattering, systematic studies in $p + p$ and $d + \text{Au}$ collisions should be sensitive to the nucleon parton distribution functions as well as to their nuclear modifications such as shadowing [9]. In $\text{Au} + \text{Au}$ collisions, heavy quarks constitute a unique and, with the data presented here, calibrated probe for the hot and dense medium created in the collisions. Possible medium modification of heavy-flavor probes include energy loss [10,11], azimuthal asymmetry [12], and quarkonia suppression [13] or enhancement [14,15].

The data used here were recorded by PHENIX during RHIC Run 2. Beam-beam counters (BBCs), positioned at pseudorapidities $3.1 < |\eta| < 3.9$, measured the collision vertex and provided the minimum bias (MB) interaction trigger defined by at least one hit on each side of the vertex. Events containing high p_T electrons were selected by an additional level 1 trigger in coincidence with the MB trigger. This level 1 trigger required a minimum energy deposit of 0.75 GeV in a 2×2 tile of towers in the

electromagnetic calorimeter (EMC) [16]. After a vertex cut of $|z_{\text{vtx}}| < 20$ cm, an equivalent of 465×10^6 MB events sampled by the EMC trigger was analyzed in addition to the 15×10^6 events recorded with the MB trigger itself.

The PHENIX east arm spectrometer ($|\eta| < 0.35$, $\Delta\phi = \pi/2$) includes a drift chamber and a pad chamber layer for charged particle tracking. Tracks were confirmed by hits in the EMC matching in position with the track projection within 3σ . Electron candidates required at least two associated hits in the ring imaging Čerenkov detector (RICH) in the projected ring area. Random coincidences of hadron tracks and hits in the RICH occurred with a probability of $(3.0 \pm 1.5) \times 10^{-4}$. For electrons the energy E deposited in the EMC must be consistent with the momentum p . Requiring $|(E - p)/p| < 3\sigma$, a total charged hadron rejection factor of about 10^4 (10^5) was achieved for $p_T = 0.4$ (≥ 2.0) GeV/ c . Remaining background ($< 1\%$) was measured via event mixing and subtracted statistically.

The differential cross section for electron production was calculated as

$$E \frac{d^3\sigma}{dp^3} = \frac{1}{\epsilon_{\text{bias}} \int \mathcal{L} dt} \frac{N_e}{2\pi p_T \Delta y \Delta p_T} \frac{1}{A \epsilon_{\text{rec}}}, \quad (1)$$

where $\int \mathcal{L} dt$ is the integrated luminosity measured with the MB trigger or sampled with the EMC trigger, respectively; ϵ_{bias} is the probability for an electron event to fulfill the MB trigger condition; N_e is the measured electron yield; and $A \epsilon_{\text{rec}}$ is the product of geometrical acceptance and reconstruction efficiency. For the EMC triggered sample, ϵ_{rec} includes the trigger efficiency ϵ_{lvl1} .

$\int \mathcal{L} dt$ is calculated as $N_{\text{MB}}/\sigma_{\text{BBC}}$, where N_{MB} is the number of MB triggers or, for the EMC triggered sample, the number of EMC triggers divided by the measured fraction of MB events which simultaneously fulfill the EMC trigger criterion. With the MB trigger cross section $\sigma_{\text{BBC}} = 21.8 \pm 2.1$ mb [16], the analyzed data samples correspond to integrated luminosities of 0.7 nb^{-1} (MB trigger) and 21 nb^{-1} (EMC trigger), respectively. The p_T independent trigger bias $\epsilon_{\text{bias}} = 0.75 \pm 0.02$ was measured for events containing a π^0 with $p_T > 1.5$ GeV/ c [16] and confirmed for charged hadrons with $p_T > 0.2$ GeV/ c [17], indicating a universal bias both for hard and soft processes. $A \epsilon_{\text{rec}}$ was calculated as a function of p_T ($< 10\%$ variation over the full p_T range) in a GEANT [18] simulation of electrons with flat distributions in rapidity ($|y| < 0.6$), azimuth ($0 < \phi < 2\pi$), and event vertex ($|z| < 30$ cm) as input. The simulated detector response was carefully tuned to match the real detector. Rigorous fiducial cuts were applied to eliminate active area mismatches between data and simulation as well as run-by-run variations. The trigger efficiency ϵ_{lvl1} , evaluated for single electrons in the fiducial area, rises from zero at low p_T to $95 \pm 5\%$ for $p_T > 2$ GeV/ c . Finally, we appropriately corrected for the effect of finite bin width in p_T .

The corrected electron spectra from the MB and EMC triggered samples cover p_T ranges of $0.4 < p_T < 2.0$ GeV/c and $0.6 < p_T < 5.0$ GeV/c, respectively. They are consistent with each other within the statistical uncertainties in the p_T region of overlap. The weighted average of both measurements is shown in Fig. 1(a).

The systematic uncertainty of the inclusive electron spectrum is about 12%, almost p_T independent, calculated as the sum in quadrature of contributions from the acceptance calculation (7%), electron identification cuts (5.2%), run-by-run variations (4%), tracking efficiency (3%), momentum scale (1–5%), and other smaller uncertainties (more details on the uncertainty estimations can be found in Ref. [19]). The value of 12% does not include the 9.6% uncertainty of the absolute normalization.

The invariant cross section of electrons from heavy-flavor decays was determined by subtracting a *cocktail* of contributions from other sources from the inclusive data. The most important background is the π^0 Dalitz decay which was calculated with a hadron decay generator using a parameterization of measured π^0 [16] and π^\pm [20] spectra as input. The spectral shapes of other light hadrons h were obtained from the pion spectra by m_T scaling.

Within this approach the ratios h/π^0 are constant at high p_T and for the relative normalization we used: $\eta/\pi^0 = 0.45 \pm 0.10$ [21], $\rho/\pi^0 = 1.0 \pm 0.3$, $\omega/\pi^0 = 1.0 \pm 0.3$, $\eta'/\pi^0 = 0.25 \pm 0.08$, and $\phi/\pi^0 = 0.40 \pm 0.12$. Only the η contribution is of any practical relevance. Another major electron source is the conversion of photons, mainly from $\pi^0 \rightarrow \gamma\gamma$ decays, in material within the acceptance. The spectra of electrons from conversions and Dalitz decays are very similar. In a GEANT simulation of π^0 decays, the ratio of electrons from conversions to electrons from Dalitz decays was determined to be 0.73 ± 0.07 , essentially p_T independent. Contributions from photon conversions from other sources were taken into account as well. In addition, electrons from kaon decays (K_{e3}), determined in a GEANT simulation based on measured kaon spectra [20], and electrons from external as well as internal conversions of direct photons [22,23] were considered in the cocktail. All background sources are compared with the inclusive data in Fig. 1(a) with the relative contributions shown in Fig. 1(b). The total systematic uncertainty of the cocktail is about 12%, essentially p_T independent. This uncertainty is dominated by the systematic error of the pion parameterization ($\approx 10\%$). Other systematic uncertainties, mainly the η/π^0 normalization and, at high p_T , the contribution from direct radiation, are much smaller.

Given the small amount of material within the acceptance (Be beam pipe: 0.29% X_0 ; air: 0.28% X_0) the ratio R_{NP} of nonphotonic electrons from heavy-flavor decays to background from photonic sources is large ($R_{NP} > 1$ for $p_T > 1.5$ GeV/c) as shown in Fig. 2. Two complementary analysis methods confirm the *cocktail* result:

The *converter* technique [7] compares electron spectra measured with an additional photon converter $X_C = 1.67\% X_0$ introduced into the acceptance to measurements without converter. The converter increases the contribution from conversions and Dalitz decays by a fixed factor, which was determined precisely via GEANT simulations. Thus, the electron spectra from photonic and nonphotonic sources can be deduced (Fig. 2). The drawbacks of the *converter* method are the limitation in statistics of the converter run period and the fact that the photonic contribution is small at high p_T .

The $e\gamma$ coincidence technique evaluates the correlation of electrons and photons via their invariant mass. Electrons from π^0 Dalitz decays or the conversion of one of the photons from $\pi^0 \rightarrow \gamma\gamma$ decays are correlated with a photon, in contrast to electrons from semileptonic heavy-flavor decays. Comparing the measured $e\gamma$ coincidence rate with the simulated rate for single π^0 events allows R_{NP} to be deduced as shown in Fig. 2, once corrections for contributions from other photonic sources are applied.

After subtracting the background cocktail from the inclusive electron spectrum the invariant differential cross section of electrons from heavy-flavor decays is shown in Fig. 3 compared with two theoretical predictions. A leading order (LO) PYTHIA calculation, tuned to existing charm and bottom hadroproduction measurements [24,25], is in

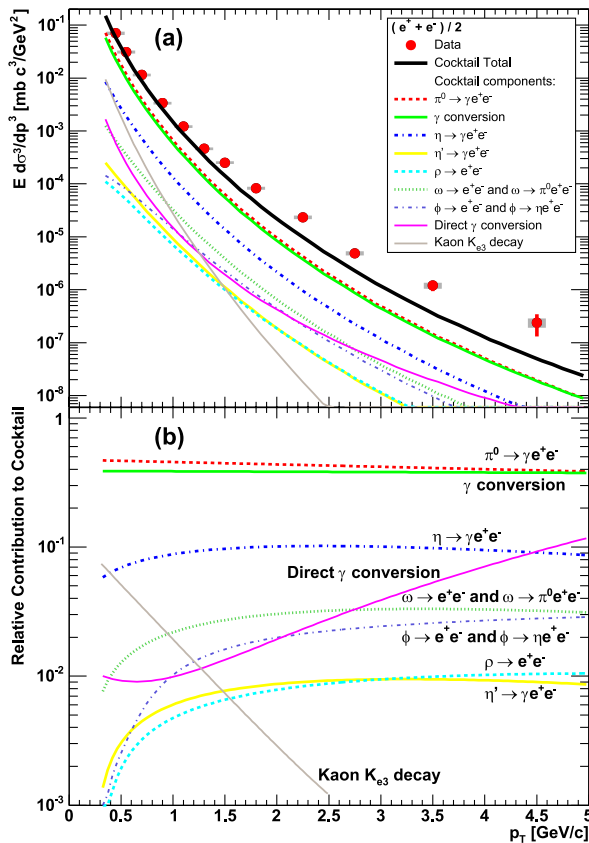


FIG. 1 (color online). (a) Inclusive electron invariant differential cross section, measured in $p + p$ collisions at $\sqrt{s} = 200$ GeV, compared with all contributions from electron sources included in the background *cocktail*. Error bars (boxes) correspond to statistical (systematic) uncertainties. (b) Relative contributions of all electron sources to the background *cocktail*.

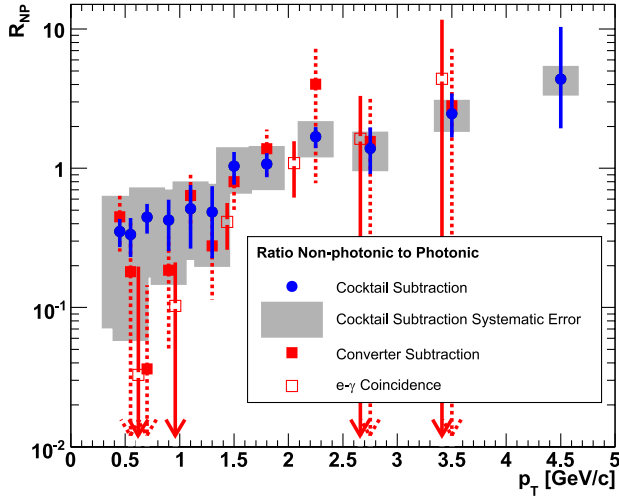


FIG. 2 (color online). Ratio of electrons from heavy-flavor decays (nonphotonic) and other sources (photonic), R_{NP} , for three independent analysis methods. Error bars (boxes) are statistical (*cocktail* systematic) uncertainties.

reasonable agreement with the data for $p_T < 1.5$ GeV/ c , but underestimates the cross section at higher p_T . It is important to note that this calculation includes a scale factor $K = 3.5$ to accommodate neglected NLO contributions. A *Fixed-Order plus Next-to-Leading-Log* (FONLL) pQCD calculation [26] still leaves room for further contributions beyond the included NLO processes. The predicted contribution from bottom decays is irrelevant for the electron cross section at $p_T < 3$ GeV/ c and becomes significant only for $p_T > 4$ GeV/ c .

The charm production cross section was derived from the integrated electron cross section for $p_T > p_{T,low} = 0.6(0.8)$ GeV/ c ($d\sigma_e^{p_{T,low}}/dy = 4.78(2.15) \pm 0.78(0.46) \times (\text{stat}) \pm 1.74(0.68)(\text{syst}) \times 10^{-3}$ mb). Since in the low p_T region, which dominates the total cross section, PYTHIA describes the measured spectrum reasonably well, the total charm cross section was determined by extrapolating the properly scaled PYTHIA spectrum to $p_T = 0$ GeV/ c . First the PYTHIA spectra for electrons from charm and bottom decays were fitted to the data for $p_T > 0.6$ GeV/ c , with only the normalizations as free parameters. The resulting central rapidity charm production cross section was determined to be $d\sigma_{c\bar{c}}/dy = 0.20 \pm 0.03(\text{stat}) \pm 0.11(\text{syst})$ mb, where the systematic error is dominated by the uncertainty of the electron spectrum itself ($\approx 56\%$), evaluated by refitting PYTHIA to the data at the minimum and maximum of the 1σ systematic error band. Additional uncertainties from the relative ratios of different charmed hadron species and their branching ratios into electrons ($\approx 9\%$) and the variation of the PYTHIA spectral shape ($\approx 11\%$) [7] were added in quadrature. The rapidity integrated cross section was determined to be $\sigma_{c\bar{c}} = 0.92 \pm 0.15(\text{stat}) \pm 0.54(\text{syst})$ mb, where various parton distribution functions [GRV98LO and MRST(cg) [27] in addition to the default CTEQ5L [25]] were used for the

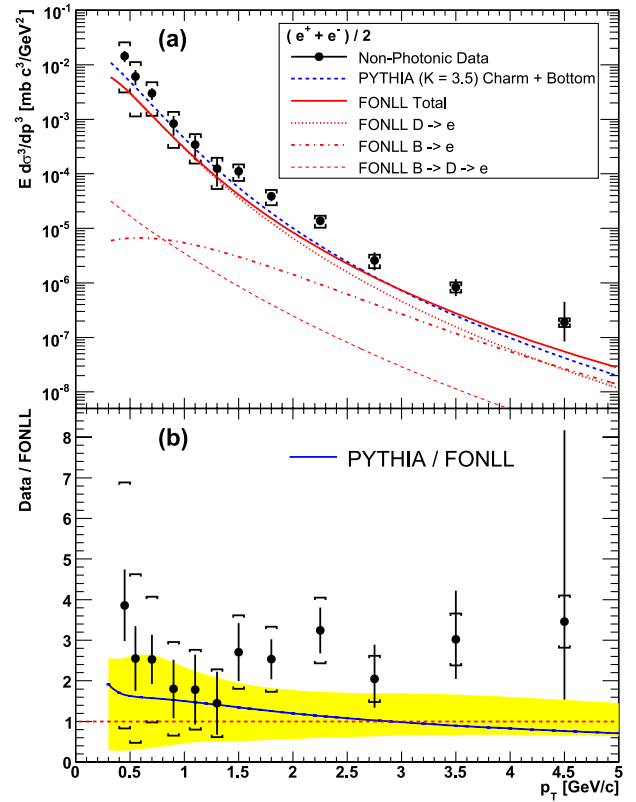


FIG. 3 (color online). (a) Invariant differential cross section of electrons from heavy-flavor decays compared with PYTHIA LO (with $K = 3.5$) and FONLL pQCD calculations. Error bars (brackets) show statistical (systematic) uncertainties. For the FONLL calculation contributions from charm, bottom and bottom cascade decays are shown separately. (b) Ratio of data and FONLL calculations with experimental statistical (error bars) and systematic (brackets) uncertainties as well as the theoretical uncertainty (shaded band). The solid line corresponds to the ratio of PYTHIA and FONLL.

extrapolation, with an associated extra systematic error of $\approx 6\%$ [7] added in quadrature.

Within errors the integrated charm cross section is compatible with data from Au + Au collisions [7] (minimum bias value: $0.622 \pm 0.057 \pm 0.160$ mb per NN collision) and from $d + Au$ collisions [4] ($1.3 \pm 0.2 \pm 0.4$ mb) at the same $\sqrt{s_{NN}} = 200$ GeV. The FONLL cross section is smaller ($\sigma_{c\bar{c}}^{\text{FONLL}} = 0.256_{-0.146}^{+0.400}$ mb) but it is still compatible with the data. Our measurement does not allow a bottom cross section to be deduced, which is predicted by FONLL to be $\sigma_{b\bar{b}}^{\text{FONLL}} = 1.87_{-0.67}^{+0.99}$ μb .

In conclusion, we have measured single electrons from heavy-flavor decays in $p + p$ collisions at $\sqrt{s} = 200$ GeV. These data provide a crucial benchmark for pQCD heavy quark calculations. We observe that above $p_T \approx 2$ GeV/ c the electron spectrum is significantly harder than predicted by a LO PYTHIA charm and bottom calculation. Contributions to the charm production cross section in excess of the considered FONLL calculation, e.g., from jet fragmentation, cannot be excluded. Similar excess at high p_T was ob-

served by Fermilab experiments (CDF and D0) at $\sqrt{s} = 1.96$ TeV [3]. The new data reported here provide an important baseline for the study of possible medium modification of heavy quark production at RHIC.

We thank the staff of the Collider-Accelerator and Physics Departments at BNL for their vital contributions. We acknowledge support from the Department of Energy and NSF (U.S.A.), MEXT and JSPS (Japan), CNPq and FAPESP (Brazil), NSFC (China), CNRS-IN2P3 and CEA (France), BMBF, DAAD, and AvH (Germany), OTKA (Hungary), DAE and DST (India), ISF (Israel), KRF and CHEP (Korea), RMIST, RAS, and RMAE (Russia), VR and KAW (Sweden), U.S. CRDF for the FSU, US-Hungarian NSF-OTKA-MTA, and US-Israel BSF.

*Deceased.

†Corresponding author.

Email address: zajc@nevis.columbia.edu

- [1] M. L. Mangano *et al.*, Nucl. Phys. **B405**, 507 (1993).
- [2] M. Cacciari, hep-ph/0407187; M. L. Mangano, hep-ph/0411020.
- [3] D. Acosta *et al.*, Phys. Rev. Lett. **91**, 241804 (2003).
- [4] J. Adams *et al.*, Phys. Rev. Lett. **94**, 062301 (2005).
- [5] S. Kelly *et al.*, J. Phys. G **30**, S1189 (2004).
- [6] K. Adcox *et al.*, Phys. Rev. Lett. **88**, 192303 (2002).
- [7] S. S. Adler *et al.*, Phys. Rev. Lett. **94**, 082301 (2005).
- [8] K. Adcox *et al.*, Nucl. Instrum. Methods Phys. Res., Sect. A **499**, 469 (2003).
- [9] Z. Lin and M. Gyulassy, Phys. Rev. Lett. **77**, 1222 (1996).
- [10] Y. L. Dokshitzer and D. E. Kharzeev, Phys. Lett. B **519**, 199 (2001).
- [11] N. Armesto, A. Dainese, C. A. Salgado, and U. A. Wiedemann, Phys. Rev. D **71**, 054027 (2005).
- [12] Z. W. Lin and D. Molnar, Phys. Rev. C **68**, 044901 (2003); V. Greco, C. M. Ko, and R. Rapp, Phys. Lett. B **595**, 202 (2004).
- [13] T. Matsui and H. Satz, Phys. Lett. B **178**, 416 (1986).
- [14] P. Braun-Munzinger and J. Stachel, Phys. Lett. B **490**, 196 (2000).
- [15] R. L. Thews, M. Schroedter, and J. Rafelski, Phys. Rev. C **63**, 054905 (2001).
- [16] S. S. Adler *et al.*, Phys. Rev. Lett. **91**, 241803 (2003).
- [17] S. S. Adler *et al.*, Phys. Rev. Lett. **95**, 202001 (2005).
- [18] GEANT 3.21, CERN program library.
- [19] S. A. Butsyk, hep-ex/0511048.
- [20] F. Matathias *et al.*, J. Phys. G **30**, S1113 (2004).
- [21] S. S. Adler *et al.* (to be published).
- [22] L. E. Gordon and W. Vogelsang, Phys. Rev. D **50**, 1901 (1994).
- [23] S. S. Adler *et al.*, Phys. Rev. D **71**, 071102(R) (2005).
- [24] We used PYTHIA 6.205 with a modified set of parameters [6] and CTEQ5L parton distribution functions [25].
- [25] H. H. Lai *et al.*, Eur. Phys. J. C **12**, 375 (2000).
- [26] M. Cacciari, P. Nason, and R. Vogt, Phys. Rev. Lett. **95**, 122001 (2005).
- [27] M. Glück, E. Reya, and A. Vogt, Eur. Phys. J. C **5**, 461 (1998); A. D. Martin, R. G. Roberts, W. J. Stirling, and R. S. Thorne, Eur. Phys. J. C **4**, 463 (1998).