

Specific Heat Study of an $S = 1/2$ Alternating Heisenberg Chain System: F_5PNN in a Magnetic Field

Y. Yoshida,¹ N. Tateiwa,¹ M. Mito,¹ T. Kawae,¹ K. Takeda,¹ Y. Hosokoshi,^{2,*} and K. Inoue^{2,†}

¹Department of Applied Quantum Physics, Faculty of Engineering, Kyushu University, Fukuoka 812-8581, Japan

²Institute for Molecular Science, Nishigounaka 38, Myodaiji, Okazaki, Aichi 444-8585, Japan

(Received 15 June 2004; published 28 January 2005)

We have measured the specific heat of an $S = 1/2$ antiferromagnetic alternating Heisenberg chain pentafulorophenyl nitronyl nitroxide in magnetic fields up to $H > H_{C2}$. This compound has a field-induced magnetic ordered (FIMO) phase between H_{C1} and H_{C2} . Characteristic behaviors are observed depending on the magnetic field up to above H_{C2} outside of the H - T boundary for the FIMO. The temperature and field dependence of the specific heat are qualitatively in good agreement with the theoretical calculation on an $S = 1/2$ two-leg ladder [Wang *et al.*, Phys. Rev. Lett. **84**, 5399 (2000)]. This agreement suggests that the observed behaviors are related with the low-energy excitation in the Tomonaga-Luttinger liquid.

DOI: 10.1103/PhysRevLett.94.037203

PACS numbers: 75.40.Cx, 61.66.Hq, 75.10.Jm

Since the Haldane conjecture [1], the quasi-one-dimensional (1D) antiferromagnetic spin-gapped systems have been attracting much attention from both experimental and theoretical points of view. Spin-gapped systems such as Haldane systems, spin-Peierls systems, two-leg ladder systems, and alternating chain systems have a finite energy gap Δ between the nonmagnetic ground state and the lowest excited state because of notable quantum effects. When a magnetic field is applied to these systems, the lowest branch of the first excited state goes down due to the Zeeman effect and intersects the ground state at the lower critical field $H_{C1} = \Delta/g\mu_B$, indicating that the gap closes. For the higher field, the magnetization starts to grow and saturates at the upper critical field H_{C2} with a spin-polarized state. For $H_{C1} \leq H \leq H_{C2}$, the system has the gapless excitation on the magnetic ground state and is described by the universality class of 1D quantum systems called the Tomonaga-Luttinger liquid (TLL), in which heuristic features, such as the power-law temperature dependence of the NMR relaxation rate and the linear- T dependence of the low-temperature specific heat are theoretically predicted [2]. Experimentally, Chaboussant *et al.* reported the observation of the TLL state in an $S = 1/2$ two-leg ladder $Cu_2(C_5H_{12}N_2)Cl_4$ (CuHpCl) in the NMR study in magnetic fields up to above H_{C2} [3]. As for the previous specific heat measurements on the spin-gapped compounds, however, most of those results were limited far below H_{C2} , and the probing of the TLL behavior by measuring the specific heat in the entire field range of the gapless phase has not been done [4–8].

The compound we focus on here is a genuine organic radical crystal pentafulorophenyl nitronyl nitroxide (F_5PNN). The magnetism of F_5PNN comes from an unpaired electron localized around NO groups in the molecule. The low-temperature susceptibility is well reproduced by an alternating chain model with alternating exchange interactions along the chain, $J_1/k_B = -2.8$ K,

$J_2/J_1 = 0.4$ [9]. This compound has a twofold advantage. First, it provides us with a really isotropic quantum spin system because of the quenching of the spin-orbital interactions. In other words, we are free from the anisotropy effects which are ordinarily inevitable in inorganic compounds. Second, this compound has appropriate values of H_{C1} and H_{C2} for the experimental study. From the low-temperature magnetization process, H_{C1} and H_{C2} were estimated to be 3 T and 6.5 T, respectively [9]. It should be noted here that these two critical fields are much smaller than those of other spin-gapped compounds and can be easily attained with a conventional superconducting magnet, which enables us to perform the detailed specific heat measurements on F_5PNN in the three different phases.

In our previous paper, we found field-induced magnetic ordering (FIMO) in F_5PNN by the specific heat measurements in magnetic fields up to 6 T and at around 200 mK [10]. At $H = 5$ T, a characteristic hump was observed at around 500 mK outside of the FIMO phase in the H - T phase diagram. On the other hand, Izumi *et al.* reported that the NMR relaxation rate T_1^{-1} of F_5PNN showed an anomalous power-law behavior below about 4 K for $H_{C1} < H < H_{C2}$ [11]. From the experimental point of view, however, we have to be careful about the effect of the inevitable interchain coupling J' on the present physics of interest. In F_5PNN , J'/k_B is estimated to be 1×10^{-2} K by the mean-field theory for FIMO in the gapless phase, where the three-dimensional ordering temperature T_C is given as $T_C \approx \sqrt{J'/k_B}$. (Here we take J/k_B as the average value of J_1/k_B and J_2/k_B and $T_C \approx 200$ mK at $H = 5$ T for an order estimation.) The value of J'/k_B gives an exchange field $H_{ex} \approx \frac{2J'(S)}{g\mu_B}$ of about 10^2 Oe, about 0.5% for the external field $H = 5$ T. Thus, the hump in the specific heat observed outside of the FIMO boundary is intrinsic to the one-dimensionality of F_5PNN , and should be studied more in detail.

In this Letter, we extend the specific heat measurement in magnetic field up to $H = 8$ T ($> H_{C2}$) and in the temperature range up to 6 K. In addition to the sharp anomaly due to FIMO, a hump or a shoulder in the specific heat is observed in the field range above H_{C1} . The temperatures of these anomalies are plotted in the H - T phase diagram of Fig. 1 together with our previous results [10]. Although the low-temperature specific heat at the critical field $H \approx H_{C1}$ shows linear- T dependence, it does not seem to approach zero monotonously as $T \rightarrow 0$ K at $H = 2.5$ T and 7 T, where the system is just outside of the gapless phase. These results will be discussed in connection with the TLL behaviors which were reported in the above NMR study and in the theoretical specific heat study of the two-leg ladder system [12].

The sample preparation of F_5PNN is detailed in Ref. [13]. Specific heat measurements on the polycrystalline sample of F_5PNN were performed by the adiabatic heat-pulse method using a ^3He - ^4He dilution refrigerator.

Figure 2 shows some representative data for temperature dependence of the total specific heat C in the magnetic fields up to 8 T. First, we give characteristic behaviors of C in some typical fields. At $H = 0$ T, C shows a broad maximum around $T = 2$ K, which is due to the short-range ordering in a 1D magnetic system. At low temperatures, C decreases exponentially with decreasing temperature, reflecting the energy gap above the nonmagnetic ground state. As magnetic field increases, the broad maximum is suppressed and broadened. In the field $H = 3$ T ($\approx H_{C1}$), C shows linear- T dependence. At 5 T, a sharp anomaly due to the FIMO is seen at $T \approx 200$ mK and the hump appears at around 500 mK with its maximum. These results are consistent with our previous work. In magnetic fields higher than H_{C2} (≈ 6.5 T), C shows a shoulder in the temperature range of $500 \text{ mK} < T < 1.5$ K and decreases exponentially with decreasing temperature. In order to see these features more clearly, we estimated temperature dependence of the magnetic specific heat C_m by subtracting the

lattice contribution C_l from C . A broken line in Fig. 2 shows C_l which is estimated from the data at $H = 0$ T so that the total magnetic entropy for N spins should approach $Nk_B \ln(2S + 1)$ at higher temperatures. C_m will be shown in the following figures in the four field regions covering the two critical fields H_{C1} and H_{C2} .

In Fig. 3(a), we show C_m in the field range of $H \leq 2.5$ T. All data exhibit the exponential decay characteristic of the spin-gapped phase at low temperatures. With increasing magnetic field, the exponential behavior gradually changes to the almost linear- T dependence, indicating the suppression of the energy gap. It is noteworthy that C_m does not seem to approach zero monotonously as $T \rightarrow 0$ K at $H = 2.5$ T, which may imply a certain structure in C_m at lower temperatures. Because 2.5 T is lower than H_{C1} , it is hard to consider that this behavior is relevant to the FIMO. We will discuss this point later.

Figure 3(b) shows the results of C_m in the field range of $3.0 \text{ T} \leq H \leq 6.5$ T, which corresponds to the gapless phase between H_{C1} and H_{C2} estimated by the magnetization study [9]. The characteristic behaviors in this phase are emergence and shift of the hump and appearance of the shoulder depending on the field strength outside of the FIMO phase in the H - T phase diagram. At 3 T, an upturn deviating from linear- T dependence is seen at lowest temperatures, which can be due to the FIMO. The upturn is enhanced with increasing field up to 5 T and seems to be suppressed in the higher field. At $H = 5$ T, it is clear that the hump emerges at around 500 mK as indicated by the down arrow, followed by the sharp anomaly due to the FIMO at $T \approx 200$ mK as mentioned before. Further, a shoulder emerges at around $T \approx 700$ mK at $H = 6.5$ T as indicated by the up arrow.

For a closer look of the results in this region, the low-temperature parts of C_m for $4 \text{ T} \leq H \leq 6.5$ T are shown in Fig. 3(c). At $H = 4.5$ T, the hump appears at $T \approx 600$ mK. As increasing field, the hump shifts to the lower tempera-

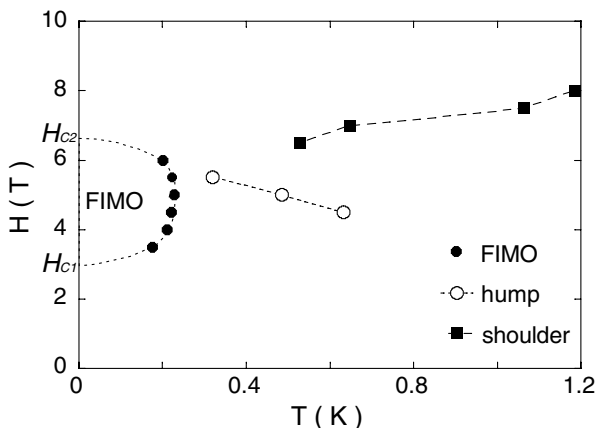


FIG. 1. Magnetic field versus temperature phase diagram for F_5PNN based on data from the previous [10] and present specific heat measurements.

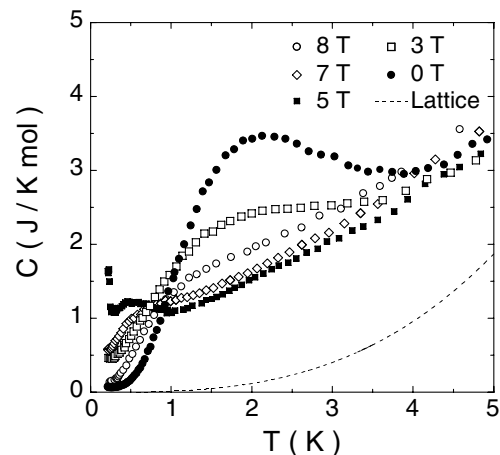


FIG. 2. Some representative data for temperature dependence of C of F_5PNN in magnetic fields up to 8 T. A broken line shows the lattice contribution.

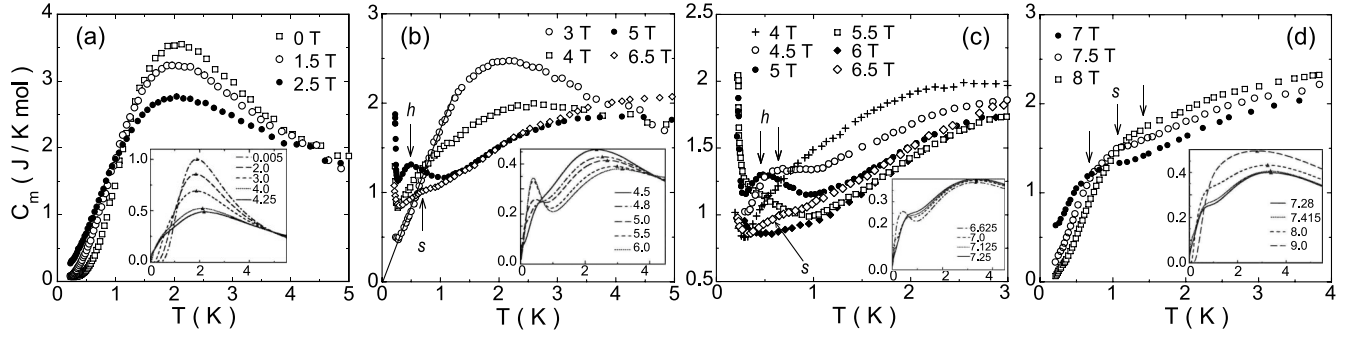


FIG. 3. Temperature dependence of C_m in magnetic fields. (a) $0 \text{ T} \leq H \leq 2.5 \text{ T}$ (spin-gapped phase), (b)–(c) $3 \text{ T} \leq H \leq 6.5 \text{ T}$ (gapless phase), and (d) $7 \text{ T} \leq H \leq 8 \text{ T}$ (spin-polarized phase). A solid line in (b) shows linear- T dependence of C_m . Down arrows in (b)–(c) indicate a hump in C_m . Up arrows in (b)–(c) and down arrows in (d) indicate a shoulder C_m . Insets show theoretical calculations of the strongly coupled two-leg ladder system [12].

tures. Finally, the hump merges with the sharp anomaly due to the FIMO at $H = 5.5 \text{ T}$ and is not observed at $H = 6 \text{ T}$. From the emergence and shift of the hump, it is reasonable to consider that the hump is masked by the broad maximum due to the short-range ordering in the field range of $3 \text{ T} \leq H \leq 4 \text{ T}$. While the hump already has not been seen at all at 6 T , the shoulder emerges at 6.5 T at around 700 mK above the temperature range where the sharp anomaly due to FIMO is seen. The origin of the behaviors will be discussed later.

Figure 3(d) shows temperature dependence of C_m for $H \geq 7 \text{ T}$, where the system is in the spin-polarized phase. We can see the exponential decay at low temperatures as in the case for $H \leq 2.5 \text{ T}$. In this phase, the spins are forced to align parallel by a strong magnetic field. That is, the decay indicates an energy gap induced by the strong magnetic field. The shoulder in C_m is also seen in the temperature range of $600 \text{ mK} \leq T < 1 \text{ K}$ as in the data at 6.5 T in Figs. 3(b) and 3(c). The magnitude of this shoulder at 7 T is larger than that at 6.5 T and locates at higher temperatures. This shoulder further develops with increasing magnetic field. It is noted that C_m does not seem to approach zero monotonously down to 0 K at $H = 7 \text{ T}$, implying a certain structure in C_m at lower temperatures as in the case at $H = 2.5 \text{ T}$.

To discuss the present results, we first refer to a theoretical study by Tachiki and Yamada about the specific heat for weakly coupled $S = 1/2$ dimer systems, which include the alternating chain system and the two-leg ladder system in certain parameter regions in magnetic fields [14]. In the study they obtain an effective Hamiltonian in magnetic fields around H_{C1} by neglecting the upper two levels in the energy spectrum of each dimer and replacing the lower two levels, corresponding to the singlet ground state and the lowest branch of the triplet, by the effective spin $S = 1/2$. This replacement allows us to describe the systems by the Hamiltonian of a 1D $S = 1/2$ XXZ model with easy-plane anisotropy in the effective field. It is noted that physical properties of the alternating chain system and the two-leg ladder system in magnetic fields are expected

to be qualitatively the same from this mapping of the Hamiltonian. Indeed, the specific heat of $F_5\text{PNN}$ is similar to that of an $S = 1/2$ two-leg ladder system CuHpCl , above the critical temperature of the FIMO [6–8]. A hump in C_m is seen in the gapless phase of both compounds. In NMR experiments, the relaxation rate T_1^{-1} of CuHpCl shows an anomalous increase with the power-law temperature dependence as $T \rightarrow 0 \text{ K}$, which is characteristic of the TLL, in the magnetic field and temperature range where the hump in C_m was observed [3]. In the case of $F_5\text{PNN}$, the power-law behavior in T_1^{-1} is also observed below about 4 K in the gapless phase, as mentioned before [11]. This temperature-field range includes that where the hump in C_m is seen.

Then, we refer to a transfer-matrix renormalization group study by Wang *et al.* for thermodynamic properties of an $S = 1/2$ two-leg ladder model in magnetic field with parameters $J_{\parallel} = 1$ and $J_{\perp}/J_{\parallel} = 5.28$, where J_{\parallel} and J_{\perp} are the intra- and interchain coupling, respectively [12]. In this model, the two critical fields are estimated as $H_{C1} = 4.3823$ and $H_{C2} = 7.2800$. Our results are qualitatively in good agreement with their calculations on the whole phases. Their calculations for $H < H_{C1}$, $H_{C1} \leq H \leq H_{C2}$, and $H > H_{C2}$ are shown in the insets of Figs. 3(a)–3(d), respectively. In the following, we will analyze our results by comparing them to their calculations in each phase.

In the spin-gapped phase below H_{C1} [Fig. 3(a) inset], their calculations show a single peak structure due to the short-range ordering and suppression of the energy gap by applying magnetic field. It should be noted that their results show a cusp just below H_{C1} at very low temperatures. Turning now to the present experimental results, the data at 2.5 T , located just below H_{C1} , do not seem to approach zero monotonously down to 0 K as mentioned before. From the good qualitative agreement between both results, it is considered that the above behavior at 2.5 T is ascribed to the cusp in their calculations. Therefore, we will clearly observe the similar cusp if we can make the measurement at lower temperatures possible. Wang *et al.* suggest that

this cusp appears at the vicinity of the boundary between the spin-gapped and TLL phase in the H - T phase diagram obtained from the calculations of the specific heat and the magnetization.

In the field range of $H_{C1} < H < H_{C2}$ [the gapless phase: Figs. 3(b) and 3(c) insets], it is the most significant feature in their calculations that a hump emerges and then shifts to low temperatures as increasing magnetic field and a shoulder emerges at $H \approx H_{C2}$. This feature is also seen in our results as mentioned before. We estimated the ratio of the temperature of the hump with its maximum to that of the broad maximum due to the short-range ordering in the 1D magnetic systems in both our results and theoretical results. From this estimation, the ratio in our results is roughly consistent with that in theoretical results. (In both cases, the ratios are about 10% in the middle field of the gapless field region.) According to Wang *et al.*, the hump comes from low-energy excitations in the TLL, and the linear- T dependence should be observed at low temperatures. However, the linear- T dependence in C_m is not seen in our results because it is masked by the anomaly due to FIMO at lower temperatures. As for the origin of the shoulder, they do not make a definite remark but suggest that it appears at the vicinity of the TLL phase.

In the spin-polarized phase for $H \geq H_{C2}$ [Fig. 3(d) inset], the development of the shoulder is clearly seen in their calculations as well as our experimental results. Moreover, another cusp is seen at low temperatures just above H_{C2} . In the corresponding field of our results ($H = 7$ T), C_m does not seem to approach monotonously zero as $T \rightarrow 0$ K. From the good agreement between both results, our result at 7 T can correspond to this cusp as in the case at 2.5 T. This cusp also locates at the vicinity of the boundary of the TLL phase in their H - T phase diagram.

Finally, to evaluate the validity of the above comparison, we will show the field dependence of the maximum magnetic specific heat C_m^{\max} and the corresponding temperature T_{\max} of the present results in Fig. 4. As increasing magnetic field, C_m^{\max} first declines and shows a minimum around the field value of $(H_{C1} + H_{C2})/2$. Then, C_m^{\max} begins to increase for the higher fields up to 8 T. On the other hand, T_{\max} keeps its original value and begins to increase at $H \approx H_{C1}$ and reaches a maximum around H_{C2} . These features of field dependence of C_m^{\max} and T_{\max} agree well with the theoretical results by Wang *et al.* (Fig. 6 of Ref. [12]). A theoretical calculation is required for the present alternating Heisenberg chain system with the experimental features mentioned above.

In conclusion, we have performed the detailed specific heat measurement on the $S = 1/2$ alternating Heisenberg chain system F_5 PNN in magnetic fields up to 8 T. This is the first detailed experiment on the specific heat of the spin-gapped system up to above H_{C2} . The characteristic behaviors are observed at around the gapless field region outside of the FIMO phase, which agree well with the theoretical calculation in the TLL regime qualitatively

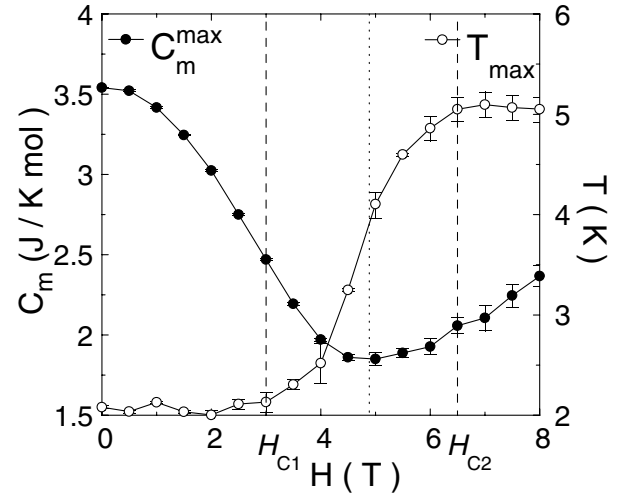


FIG. 4. The maximum magnetic specific heat C_m^{\max} and the corresponding temperature T_{\max} versus magnetic field H . Errors at around H_{C2} are due to the broader maximum of C_m .

[12]. Thus, this agreement suggests that the observed behaviors are related with the low-energy excitation in the TLL state. This scenario is also supported by the power-law behavior in the NMR relaxation rate T_1^{-1} of F_5 PNN observed below 4 K in the gapless field region [11].

We would like to express our sincere thanks to A. Tanaka, K. Izumi, T. Goto, S. Suga, N. Maeshima, and T. Sakai for valuable discussions.

*Present address: Department of Material Science, Osaka Prefecture University, Osaka 599-8531, Japan.

†Present address: Department of Chemistry, Hiroshima University, Hiroshima 739-0024, Japan.

- [1] F. D. M. Haldane, Phys. Rev. Lett. **50**, 1153 (1983).
- [2] F. D. M. Haldane, Phys. Rev. Lett. **45**, 1358 (1980).
- [3] G. Chaboussant *et al.*, Phys. Rev. Lett. **80**, 2713 (1998).
- [4] Z. Honda, H. Asakawa, and K. Katsumata, Phys. Rev. Lett. **81**, 2566 (1998).
- [5] A. Oosawa, H. ArugaKatori, and H. Tanaka, Phys. Rev. B **63**, 134416 (2001).
- [6] P. H. Hammar, D. H. Reich, and C. Broholm, Phys. Rev. B **57**, 7846 (1998).
- [7] R. Calemczuk *et al.*, Eur. Phys. J. B **7**, 171 (1999).
- [8] M. Hagiwara *et al.*, Phys. Rev. B **62**, 1051 (2000).
- [9] M. Takahashi *et al.*, Mol. Cryst. Liq. Cryst. **306**, 111 (1997).
- [10] Y. Yoshida *et al.*, Physica B (Amsterdam) **329-333**, 979 (2003).
- [11] K. Izumi *et al.*, Physica B (Amsterdam) **329-333**, 1191 (2003).
- [12] X. Wang and L. Yu, Phys. Rev. Lett. **84**, 5399 (2000).
- [13] Y. Hosokoshi *et al.*, J. Mater. Chem. **4**, 1219 (1994).
- [14] M. Tachiki and T. Yamada, Suppl. Prog. Theor. Phys. **46**, 291 (1970).