

BRIEF REPORTS

Brief Reports are accounts of completed research which do not warrant regular articles or the priority handling given to Rapid Communications; however, the same standards of scientific quality apply. (Addenda are included in Brief Reports.) A Brief Report may be no longer than four printed pages and must be accompanied by an abstract.

Comparison of a new calculation of energy-energy correlations with $e^+e^- \rightarrow$ hadrons data at the Z^0 resonance

K. Abe,²⁹ I. Abt,¹⁴ C. J. Ahn,²⁶ T. Akagi,²⁷ N. J. Allen,⁴ W. W. Ash,^{27,*} D. Aston,²⁷ K. G. Baird,²⁴ C. Baltay,³³ H. R. Band,³² M. B. Barakat,³³ G. Baranko,¹⁰ O. Bardou,¹⁶ T. Barklow,²⁷ A. O. Bazarko,¹¹ R. Ben-David,³³ A. C. Benvenuti,² T. Bienz,²⁷ G. M. Bilei,²² D. Bisello,²¹ G. Blaylock,⁷ J. R. Bogart,²⁷ T. Bolton,¹¹ G. R. Bower,²⁷ J. E. Brau,²⁰ M. Breidenbach,²⁷ W. M. Bugg,²⁸ D. Burke,²⁷ T. H. Burnett,³¹ P. N. Burrows,¹⁶ W. Busza,¹⁶ A. Calcaterra,¹³ D. O. Caldwell,⁶ D. Calloway,²⁷ B. Camanzi,¹² M. Carpinelli,²³ R. Cassell,²⁷ R. Castaldi,^{23,†} A. Castro,²¹ M. Cavalli-Sforza,⁷ E. Church,³¹ H. O. Cohn,²⁸ J. A. Coller,³ V. Cook,³¹ R. Cotton,⁴ R. F. Cowan,¹⁶ D. G. Coyne,⁷ A. D'Oliveira,⁸ C. J. S. Damerell,²⁵ M. Daoudi,²⁷ R. De Sangro,¹³ P. De Simone,¹³ R. Dell'Orso,²³ M. Dima,⁹ P. Y. C. Du,²⁸ R. Dubois,²⁷ B. I. Eisenstein,¹⁴ R. Elia,²⁷ D. Falciai,²² C. Fan,¹⁰ M. J. Fero,¹⁶ R. Frey,²⁰ K. Furuno,²⁰ T. Gillman,²⁵ G. Gladding,¹⁴ S. Gonzalez,¹⁶ G. D. Hallewell,²⁷ E. L. Hart,²⁸ Y. Hasegawa,²⁹ S. Hedges,⁴ S. S. Hertzbach,¹⁷ M. D. Hildreth,²⁷ J. Huber,²⁰ M. E. Huffer,²⁷ E. W. Hughes,²⁷ H. Hwang,²⁰ Y. Iwasaki,²⁹ D. J. Jackson,²⁵ P. Jacques,²⁴ J. Jaros,²⁷ A. S. Johnson,³ J. R. Johnson,³² R. A. Johnson,⁸ T. Junk,²⁷ R. Kajikawa,¹⁹ M. Kalelkar,²⁴ I. Karliner,¹⁴ H. Kawahara,²⁷ H. W. Kendall,¹⁶ Y. Kim,²⁶ M. E. King,²⁷ R. King,²⁷ R. R. Koffler,¹⁷ N. M. Krishna,¹⁰ R. S. Kroeger,¹⁸ J. F. Labs,²⁷ M. Langston,²⁰ A. Lath,¹⁶ J. A. Lauber,¹⁰ D. W. G. Leith,²⁷ X. Liu,⁷ M. Loreti,²¹ A. Lu,⁶ H. L. Lynch,²⁷ J. Ma,³¹ G. Mancinelli,²² S. Manly,³³ G. Mantovani,²² T. W. Markiewicz,²⁷ T. Maruyama,²⁷ R. Massetti,²² H. Masuda,²⁷ E. Mazzucato,¹² A. K. McKemey,⁴ B. T. Meadows,⁸ R. Messner,²⁷ P. M. Mockett,³¹ K. C. Moffeit,²⁷ B. Mours,²⁷ G. Müller,²⁷ D. Muller,²⁷ T. Nagamine,²⁷ U. Nauenberg,¹⁰ H. Neal,²⁷ M. Nussbaum,⁸ Y. Ohnishi,¹⁹ L. S. Osborne,¹⁶ R. S. Panvini,³⁰ H. Park,²⁰ T. J. Pavel,²⁷ I. Peruzzi,^{13,‡} M. Piccolo,¹³ L. Piemontese,¹² E. Pieroni,²³ K. T. Pitts,²⁰ R. J. Plano,²⁴ R. Prepost,³² C. Y. Prescott,²⁷ G. D. Punkar,²⁷ J. Quigley,¹⁶ B. N. Ratcliff,²⁷ T. W. Reeves,³⁰ P. E. Rensing,²⁷ L. S. Rochester,²⁷ J. E. Rothberg,³¹ P. C. Rowson,¹¹ J. J. Russell,²⁷ O. H. Saxton,²⁷ T. Schalk,⁷ R. H. Schindler,²⁷ U. Schneekloth,¹⁶ B. A. Schumm,¹⁵ A. Seiden,⁷ S. Sen,³³ V. V. Serbo,³² M. H. Shaevitz,¹¹ J. T. Shank,³ G. Shapiro,¹⁵ S. L. Shapiro,²⁷ D. J. Sherden,²⁷ C. Simopoulos,²⁷ N. B. Sinev,²⁰ S. R. Smith,²⁷ J. A. Snyder,³³ P. Stamer,²⁴ H. Steiner,¹⁵ R. Steiner,¹ M. G. Strauss,¹⁷ D. Su,²⁷ F. Suekane,²⁹ A. Sugiyama,¹⁹ S. Suzuki,¹⁹ M. Swartz,²⁷ A. Szumilo,³¹ T. Takahashi,²⁷ F. E. Taylor,¹⁶ E. Torrence,¹⁶ J. D. Turk,³³ T. Usher,²⁷ J. Va'vra,²⁷ C. Vannini,²³ E. Vella,²⁷ J. P. Venuti,³⁰ R. Verdier,¹⁶ P. G. Verdini,²³ S. R. Wagner,²⁷ A. P. Waite,²⁷ S. J. Watts,⁴ A. W. Weidemann,²⁸ E. Weiss,³¹ J. S. Whitaker,³ S. L. White,²⁸ F. J. Wickens,²⁵ D. A. Williams,⁷ D. C. Williams,¹⁶ S. H. Williams,²⁷ S. Willocq,³³ R. J. Wilson,⁹ W. J. Wisniewski,⁵ M. Woods,²⁷ G. B. Word,²⁴ J. Wyss,²¹ R. K. Yamamoto,¹⁶ J. M. Yamartino,¹⁶ X. Yang,²⁰ S. J. Yellin,⁶ C. C. Young,²⁷ H. Yuta,²⁹ G. Zapalac,³² R. W. Zdarko,²⁷ C. Zeitlin,²⁰ Z. Zhang,¹⁶ and J. Zhou²⁰

(SLD Collaboration)

¹Adelphi University, Garden City, New York 11530

²Istituto Nazionale di Fisica Nucleare, Sezione di Bologna, I-40126 Bologna, Italy

³Boston University, Boston, Massachusetts 02215

⁴Brunel University, Uxbridge, Middlesex UB8 3PH, United Kingdom

⁵California Institute of Technology, Pasadena, California 91125

⁶University of California at Santa Barbara, Santa Barbara, California 93106

⁷University of California at Santa Cruz, Santa Cruz, California 95064

⁸University of Cincinnati, Cincinnati, Ohio 45221

⁹Colorado State University, Fort Collins, Colorado 80523

¹⁰University of Colorado, Boulder, Colorado 80309

¹¹Columbia University, New York, New York 10027

¹²Istituto Nazionale di Fisica Nucleare, Sezione di Ferrara and Università di Ferrara, I-44100 Ferrara, Italy

¹³Istituto Nazionale di Fisica Nucleare, Laboratoire Nazionali di Frascati, I-00044 Frascati, Italy

¹⁴University of Illinois, Urbana, Illinois 61801

*Deceased.

†Also at the Università di Genova, Genova, Italy.

‡Also at the Università di Perugia, Perugia, Italy.

¹⁵Lawrence Berkeley Laboratory, University of California, Berkeley, California 94720

¹⁶Massachusetts Institute of Technology, Cambridge, Massachusetts 02139

¹⁷University of Massachusetts, Amherst, Massachusetts 01003

¹⁸University of Mississippi, University, Mississippi 38677

¹⁹Nagoya University, Chikusa-ku, Nagoya 464, Japan

²⁰University of Oregon, Eugene, Oregon 97403

²¹Istituto Nazionale di Fisica Nucleare, Sezione di Padova and Università di Padova, I-35100 Padova, Italy

²²Istituto Nazionale di Fisica Nucleare, Sezione di Perugia and Università di Perugia, I-06100 Perugia, Italy

²³Istituto Nazionale di Fisica Nucleare, Sezione di Pisa and Università di Pisa, I-56100 Pisa, Italy

²⁴Rutgers University, Piscataway, New Jersey 08855

²⁵Rutherford Appleton Laboratory, Chilton, Didcot, Oxon OX11 0QX, United Kingdom

²⁶Sogang University, Seoul, Korea

²⁷Stanford Linear Accelerator Center, Stanford University, Stanford, California 94309

²⁸University of Tennessee, Knoxville, Tennessee 37996

²⁹Tohoku University, Sendai 980, Japan

³⁰Vanderbilt University, Nashville, Tennessee 37235

³¹University of Washington, Seattle, Washington 98195

³²University of Wisconsin, Madison, Wisconsin 53706

³³Yale University, New Haven, Connecticut 06511

(Received 9 February 1995)

We have compared a new QCD calculation by Clay and Ellis of energy-energy correlations (EEC's) and their asymmetry (AEEC's) in e^+e^- annihilation into hadrons with data collected by the SLD experiment at SLAC. From fits of the new calculation, complete at $O(\alpha_s^2)$, we obtained $\alpha_s(M_Z^2) = 0.1184 \pm 0.0031(\text{expt}) \pm 0.0129(\text{theory})$ (EEC) and $\alpha_s(M_Z^2) = 0.1120 \pm 0.0034(\text{expt}) \pm 0.0036(\text{theory})$ (AEEC). The EEC result is significantly lower than that obtained from comparable fits using the $O(\alpha_s^2)$ calculation of Kunszt and Nason.

PACS number(s): 13.65.+i, 12.38.Qk, 14.70.Hp

I. INTRODUCTION

The theory of quantum chromodynamics (QCD) [1] contains, in principle, only one free parameter, the fundamental scale of strong interactions¹ $\Lambda_{\overline{\text{MS}}}$, which can be expressed in the form of the strong coupling α_s . Tests of QCD in various hard processes and at different hard scales can therefore be reduced to comparison of the resulting values of α_s from fits of QCD to the data from these different reactions. For this purpose it has become standard to express such measurements in terms of $\alpha_s(M_Z^2)$ ($\overline{\text{MS}}$ scheme).

In e^+e^- annihilation α_s may be determined from inclusive measures of the topology of hadronic events. We have previously determined α_s by applying such mea-

asures to hadronic decays of Z^0 bosons collected by the SLAC Linear Collider (SLC) Large Detector (SLD) experiment [3,4]. A complementary technique is to measure α_s using energy-energy correlations (EEC's) and their asymmetry (AEEC's) [5]. These are inclusive two-particle correlations that can be used to probe the structure of hadronic events in more detail than the event topology variables and can be calculated perturbatively in QCD. Comparison of α_s determined in this way with that measured from event topology variables provides a significant consistency check of the validity of perturbative QCD.

The EEC is defined [5] to be the normalized energy-weighted sum over all pairs of particles whose opening angles χ_{ij} lie between $\chi - \Delta\chi/2$ and $\chi + \Delta\chi/2$:

$$\text{EEC}(\chi) = \frac{1}{N_{\text{event}}} \sum_1^{N_{\text{event}}} \left(\frac{1}{\Delta\chi} \int_{\chi - \Delta\chi/2}^{\chi + \Delta\chi/2} \sum_{i,j=1}^{n_{\text{particle}}} \frac{E_i E_j}{E_{\text{vis}}^2} \delta(\chi' - \chi_{ij}) d\chi' \right). \quad (1)$$

where χ is the opening angle to be studied for the correlations; $\Delta\chi$ is the bin width; E_i and E_j are the energies of particles i and j and E_{vis} is the sum of the energies of all particles in the event. In the central region, $\chi \sim 90^\circ$, the shape of the EEC is determined by hard gluon emission; hadronization contributions are expected to be large in the collinear and back-to-back regions, $\chi \sim 0^\circ$ and 180° , respectively. The asymmetry of the EEC is defined as

$$\text{AEEC}(\chi) = \text{EEC}(\pi - \chi) - \text{EEC}(\chi). \quad (2)$$

Several groups have performed perturbative QCD calculations, complete at $O(\alpha_s^2)$, of the EEC and AEEC: Richards, Stirling, and Ellis (RSE) [6], Ali and Barreiro (AB) [7], Falck and Kramer (FK) [8], and Kunszt and Nason (KN) [9]. These calculations, valid in the central region, have the general form

$$\text{EEC}(\chi) = \frac{\alpha_s(\mu^2)}{2\pi} A(\chi) + \left(\frac{\alpha_s(\mu^2)}{2\pi} \right)^2 \times [A(\chi) 2\pi b_0 \ln(\mu^2/s) + B(\chi)], \quad (3)$$

¹Throughout this paper we use the *modified minimal subtraction* ($\overline{\text{MS}}$) scheme [2] convention.

TABLE I. $\alpha_s(M_Z^2)$, experimental errors, and scale uncertainties from $O(\alpha_s^2)$ QCD fits to the EEC and the AEEC using SLD data.

QCD Calc.	$\alpha_s(M_Z^2)$	EEC		$\alpha_s(M_Z^2)$	AEEC		References
		Experimental error	Scale uncertainty		Experimental error	Scale uncertainty	
RSE	0.133 ^a	+0.002 -0.003	± 0.011	0.124	± 0.005	± 0.008	[12]
AB	0.132	+0.002 -0.003	± 0.011	0.114	± 0.005	± 0.004	[12]
FK	0.119	+0.002 -0.003	± 0.013	0.113	± 0.005	± 0.003	[12]
KN, GS	0.125	+0.002 -0.003	± 0.012	0.114	± 0.005	± 0.004	[12,14]
KN	0.1240	± 0.0031	± 0.0121	0.1121	± 0.0034	± 0.0031	[4]
CE	0.1184	± 0.0031	± 0.0127	0.1120	± 0.0034	± 0.0032	This analysis

^aBecause of a typographical error in press, this value was incorrectly given as 0.113 in Ref. [12].

where, to the same order in perturbation theory, $\alpha_s(\mu^2)$ is related to the QCD scale $\Lambda_{\overline{MS}}$ by [10]

$$\alpha_s(\mu^2) = \frac{1}{b_0 \ln(\mu^2/\Lambda_{\overline{MS}}^2)} \left[1 - \frac{b_1}{b_0^2} \frac{\ln[\ln(\mu^2/\Lambda_{\overline{MS}}^2)]}{\ln(\mu^2/\Lambda_{\overline{MS}}^2)} \right]; \quad (4)$$

μ is the renormalization scale, often expressed in terms of the factor $f = \mu^2/s$, \sqrt{s} is the center-of-mass energy of the experiment, $b_0 = (33 - 2n_f)/12\pi$, $b_1 = (153 - 19n_f)/29\pi^2$, and n_f is the number of active quark flavors. Here we have assumed the definition of $\Lambda_{\overline{MS}}$ for five active flavors. The first-order coefficients $A(\chi)$ can be calculated analytically, and the second-order coefficients $B(\chi)$ are calculated numerically. The main difference among the four theoretical calculations mentioned above is in the method used to treat the soft and collinear singularities appearing in the second-order coefficients.

The EEC and AEEC have been studied in several experiments at the SLAC e^+e^- storage ring PEP, DESY e^+e^- collider PETRA, KEK TRISTAN, and CERN e^+e^- collider LEP [11]. In our recent comprehensive study including both $O(\alpha_s^2)$ and resummed $+O(\alpha_s^2)$ formulas [12], we compared all four calculations with our data and found large discrepancies between the values of $\alpha_s(M_Z^2)$ determined from the EEC of up to 10% in magnitude (Table I). Similar results, using only the $O(\alpha_s^2)$

formulas, have also been reported by OPAL [13]. Given that *a priori* one has no reason to disregard any of these calculations, this situation represents a serious limitation to our ability to measure $\alpha_s(M_Z^2)$ using the EEC. Furthermore, for fixed values of f , the different calculations typically yielded different values of $\alpha_s(M_Z^2)$ from fits to the EEC than from fits to the AEEC [12]. However, it is interesting, and perhaps significant, that the three more recent calculations (AB, FK, and KN) yielded consistent values of $\alpha_s(M_Z^2)$ from the AEEC.

In an attempt to resolve these discrepancies, two groups have recently recalculated the EEC's and AEEC's complete at $O(\alpha_s^2)$ in perturbative QCD. Glover and Sutton (GS) rederived the next-to-leading coefficients B using three numerical techniques [14], and found essentially the same results as Kunszt and Nason, leading them to the conclusion that the KN calculation is correct and that the RSE, AB, and FK calculations are somewhat deficient. Given that all of the KN calculations of observables at $O(\alpha_s^2)$ [9] were based upon the same methods as the KN's EEC and AEEC calculations and are the benchmarks for measurements of α_s at SLC or LEP (see, e.g., Ref. [4]), such confirmation is of extreme importance. However, in an independent calculation using

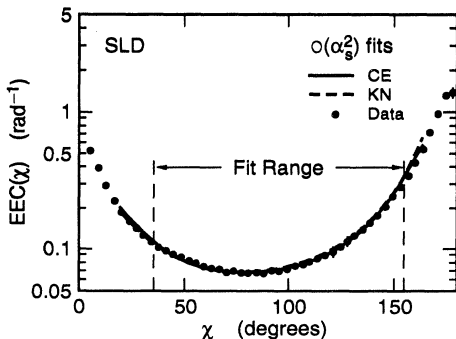


FIG. 1. The measured parton-level (see text) EEC (data points) compared with fits of the Clay-Ellis (solid line) and Kunszt-Nason (dashed line) $O(\alpha_s^2)$ QCD calculations. The fit range is indicated by vertical lines.

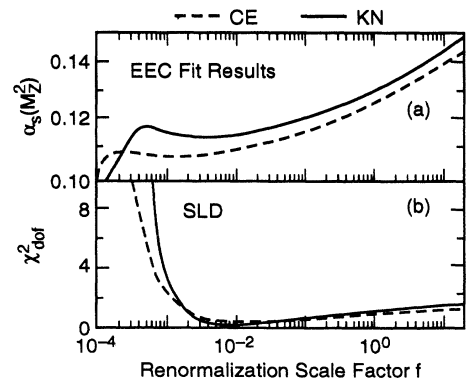


FIG. 2. (a) $\alpha_s(M_Z^2)$ and (b) χ_{DOF}^2 from $O(\alpha_s^2)$ QCD fits to the EEC as a function of renormalization scale factor f . The statistical error at each f value is typically ± 0.0008 (EEC) or ± 0.0012 (AEEC) and is not shown.

a modification of the method of RSE, Clay and Ellis (CE) rederived the coefficients B [15], but found that their results are not consistent with those of RSE or KN. In this paper we present the results of a comparison of the new CE calculation with our data, and compare these results with those from our previous comparisons of RSE, AB, FK, and KN.

II. MEASUREMENT OF EEC AND AEEC

The data used in this analysis were recorded in 1992 and 1993 by the SLC Large Detector (SLD) from electron-positron annihilation events at the Z^0 resonance produced by the SLAC Linear Collider (SLC). The detector is described in Ref. [16]. This analysis is based on charged tracks. Details of the trigger, hadronic event, and charged track selection criteria are given in Refs. [3,4].

The EEC and AEEC were calculated using all pairs of selected charged tracks, assigning each the charged pion mass. The data were corrected [12] for initial state radiation and detector effects using the JETSET [17] and HERWIG [18] Monte Carlo programs, which simulate the hadronic decays of Z^0 bosons, combined with a simulation of the SLD. The bin width was chosen to be 3.6° , which is much larger than the two-particles angular resolution of the detector, so as to minimize bin-to-bin migration effects in the data correction procedure. The data were further corrected [12] for the effects of hadronization using both JETSET and HERWIG. The differences between the JETSET and HERWIG correction factors were taken into account in the systematic errors [12].

Our previous study of energy-energy correlations [12] using the RSE, AB, FK, and KN calculations was based upon a comparison with the 1992 data sample. Our more recent compendium of $\alpha_s(M_Z^2)$ measurements [4] used

$$\text{EEC} : \alpha_s(M_Z^2) = 0.1184 \pm 0.0031(\text{expt.}) \pm 0.0021(\text{had.}) \pm 0.0127(\text{scale}),$$

$$\text{AEEC} : \alpha_s(M_Z^2) = 0.1120 \pm 0.0034(\text{expt.}) \pm 0.0017(\text{had.}) \pm 0.0032(\text{scale}),$$

where the total experimental error is the sum in quadrature of the statistical and experimental systematic errors [4], and the hadronization and scale uncertainties and defined in² Ref. [4].

IV. SUMMARY AND DISCUSSION

We have compared our measurements of energy-energy correlations and their asymmetry in hadronic Z^0 decays with a $O(\alpha_s^2)$ perturbative QCD calculation by Clay and Ellis. This calculation describes our data well, and fits to the AEEC yield similar values of $\alpha_s(M_Z^2)$ and its renormalization scale uncertainty as previous calculations by Ali and Barreiro, Falck and Kramer, and Kunszt and Nason presented in our previous studies [12,4]. However, in the case of fits to the EEC, and CE $\alpha_s(M_Z^2)$ value is consistent only with the FK value and is about 0.006 lower

²The scale ranges given in Ref. [4] and used here to quote average $\alpha_s(M_Z^2)$ values for the CE fits are slightly different than those used in Ref. [12]. In fact, we obtain the same results for CE with either scale range.

only the KN calculations and was based upon comparison with our combined 1992 and 1993 data samples; it includes $\alpha_s(M_Z^2)$ values from fits to the EEC and AEEC that are consistent with our earlier KN results within experimental statistical errors. Our earlier KN results have already been quoted in the literature [14]. To avoid confusion over the slightly different central values and experimental errors given in Refs. [12] and [4] we list both sets of our KN results in Table I.

III. DETERMINATION OF α_s

The CE calculation was fitted to the fully corrected measured EEC and AEEC by minimizing χ^2 under the variation of $\Lambda_{\overline{\text{MS}}}$ for fixed renormalization scale factor f . The fits were restricted to the angular region $36^\circ \leq \chi \leq 154.8^\circ$ for the EEC and $21.6^\circ \leq \chi \leq 79.2^\circ$ for the AEEC [4]. For illustration, the CE fit to our EEC data for $f = 1$ is shown in Fig. 1, where the corresponding KN fit [4] is shown for comparison. The CE and KN fits are practically indistinguishable, and both describe the data well. However, the fitted $\Lambda_{\overline{\text{MS}}}$ values are different. This is illustrated in Figs. 2(a) and 3(a), where $\alpha_s(M_Z^2)$ derived from $\Lambda_{\overline{\text{MS}}}$ is shown for different values of f , from fits using the EEC and AEEC, respectively. The corresponding fit qualities χ_{Dof}^2 are shown in Figs. 2(b) and 3(b). While the CE and KN fits are of comparable quality [Figs. 2(b) and 3(b)], and the $\alpha_s(M_Z^2)$ values derived from the AEEC are very similar [Fig. 3(a)], in the case of the EEC the CE $\alpha_s(M_Z^2)$ values are systematically lower than the KN $\alpha_s(M_Z^2)$ values [Fig. 2(a)] by between 0.005 and 0.009 in the range $f > 10^{-3}$, where perturbation theory can be applied reliably [19]. Following the procedure defined in Ref. [4] to quote a single value of α_s for the CE calculation we obtained.

than the KN value.

Our $\alpha_s(M_Z^2)$ results are summarized in Table I. With the exception of the RSE calculation, the remarkable degree of consistency between the AEEC results, compared with differences at the level of 10% between the corre-

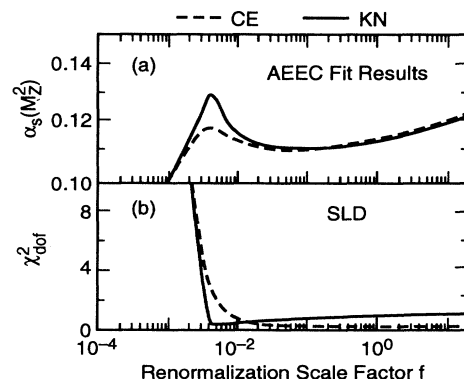


FIG. 3. As Fig. 2, but for the AEEC.

sponding EEC results, may provide some clue as to the theoretical origin of the discrepancies.

The Clay-Ellis EEC result does not appear to be consistent with the claim of Ref. [14] that the Kunszt-Nason EEC calculation has been demonstrated to be correct, and the data do not favor either calculation over the other. As the Kunszt-Nason calculations of the EEC, AEEC, and other event shapes have been used universally in $\alpha_s(M_Z^2)$ determinations at SLC/LEP, an application of the techniques used by Clay and Ellis to the

other event shapes would seem to be highly desirable as a consistency check.

ACKNOWLEDGMENTS

We thank the personnel of the SLAC accelerator department and the technical staffs of our collaborating institutions for their efforts, which resulted in the successful operation of the SLC and the SLD. We thank K. Clay and S. Ellis for making their calculation available to us and for helpful comments relating to this analysis.

-
- [1] H. Fritzsch, M. Gell-Mann, and H. Leutwyler, *Phys. Lett.* **47B**, 365 (1973); D. J. Gross and F. Wilczek, *Phys. Rev. Lett.* **30**, 1343 (1973); H. D. Politzer, *ibid.* **30**, 1346 (1973).
 - [2] W. A. Bardeen, A. J. Buras, D. W. Duke, and T. Muta, *Phys. Rev.* **18**, 3998 (1978); D. W. Duke, *Rev. Mod. Phys.* **52**, 199 (1980).
 - [3] SLD Collaboration, K. Abe *et al.*, *Phys. Rev. Lett.* **71**, 2528 (1993).
 - [4] SLD Collaboration, K. Abe *et al.*, *Phys. Rev. D* **51**, 962 (1995).
 - [5] C. L. Basham *et al.*, *Phys. Rev. Lett.* **41**, 1585 (1978); *Phys. Rev. D* **17**, 2298 (1978); **19**, 2018 (1979).
 - [6] D. G. Richards, W. J. Stirling, and S. D. Ellis, *Nucl. Phys.* **B229**, 317 (1983).
 - [7] A. Ali and F. Barreiro, *Nucl. Phys.* **B236**, 269 (1984).
 - [8] N. K. Falck and G. Kramer, *Z. Phys. C* **42**, 459 (1989).
 - [9] Z. Kunszt and P. Nason, in *Physics at LEP 1*, Proceedings of the Workshop, Geneva, Switzerland, 1989, edited by G. Altarelli, R. Kleiss, and C. Verzegnassi (CERN Report No. 89-08, Geneva, 1989), Vol. 1, p. 373.
 - [10] Particle Data Group, L. Montanet *et al.*, *Phys. Rev. D* **50**, 1173 (1994), p. I.1297.
 - [11] See Ref. [13], and references therein; ALEPH Collaboration, D. Decamp *et al.*, *Phys. Lett. B* **257**, 479 (1991).
 - [12] SLD Collaboration, K. Abe *et al.*, *Phys. Rev. D* **50**, 5580 (1994).
 - [13] OPAL Collaboration, P. D. Acton *et al.*, *Phys. Lett. B* **276**, 547 (1992).
 - [14] E. W. N. Glover and M. R. Sutton, *Phys. Lett. B* **342**, 375 (1995).
 - [15] K. A. Clay and S. D. Ellis, *Phys. Rev. Lett.* **74**, 4392 (1995).
 - [16] SLD Design Report, SLAC Report No. 273, 1984 (unpublished).
 - [17] T. Sjöstrand and M. Bengtsson, *Comput. Phys. Commun.* **43**, 367 (1987).
 - [18] G. Marchesini *et al.*, *Comput. Phys. Commun.* **67**, 465 (1992).
 - [19] The criteria for reliability are discussed in P. N. Burrows and H. Masuda, *Z. Phys. C* **63**, 235 (1994).