

Light hadron spectroscopy in two-flavor QCD with small sea quark masses

Y. Namekawa,^{1,*} S. Aoki,¹ M. Fukugita,² K.-I. Ishikawa,^{1,3,†} N. Ishizuka,^{1,3} Y. Iwasaki,¹ K. Kanaya,¹ T. Kaneko,⁴
 Y. Kuramashi,^{4,‡} V. I. Lesk,^{3,§} M. Okawa,⁵ A. Ukawa,^{1,3} T. Umeda,^{3,||} and T. Yoshié^{1,3}

(CP-PACS Collaboration)

¹*Institute of Physics, University of Tsukuba, Tsukuba, Ibaraki 305-8571, Japan*

²*Institute for Cosmic Ray Research, University of Tokyo, Kashiwa 277-8582, Japan*

³*Center for Computational Sciences, University of Tsukuba, Tsukuba, Ibaraki 305-8577, Japan*

⁴*High Energy Accelerator Research Organization (KEK), Tsukuba, Ibaraki 305-0801, Japan*

⁵*Department of Physics, Hiroshima University, Higashi-Hiroshima, Hiroshima 739-8526, Japan*

(Received 21 April 2004; published 5 October 2004)

We extend the study of the light hadron spectrum and the quark mass in two-flavor QCD to smaller sea quark mass, corresponding to $m_{PS}/m_V = 0.60\text{--}0.35$. Numerical simulations are carried out using the RG-improved gauge action and the meanfield-improved clover quark action at $\beta = 1.8$ ($a = 0.2$ fm from ρ meson mass). We observe that the light hadron spectrum for small sea quark mass does not follow the expectation from chiral extrapolations with quadratic functions made from the region of $m_{PS}/m_V = 0.80\text{--}0.55$. Whereas fits with either polynomial or continuum chiral perturbation theory (ChPT) fail, the Wilson ChPT (WChPT) that includes a^2 effects associated with explicit chiral symmetry breaking successfully fits the whole data: In particular, WChPT correctly predicts the light quark mass spectrum from simulations for medium heavy quark mass, such as $m_{PS}/m_V \gtrsim 0.5$. Reanalyzing the previous data with the use of WChPT, we find the mean up and down quark mass being smaller than the previous result from quadratic chiral extrapolation by approximately 10%, $m_{ud}^{MS}(\mu = 2 \text{ GeV}) = 3.11(17) [\text{MeV}]$ in the continuum limit.

DOI: 10.1103/PhysRevD.70.074503

PACS numbers: 11.15.Ha, 12.38.Gc

I. INTRODUCTION

Recent years have witnessed steady progress in the lattice QCD calculation of the light hadron spectrum [1]. In the quenched approximation ignoring quark vacuum polarization effects, well-controlled chiral and continuum extrapolations enabled a calculation of hadron masses with an accuracy of 0.5%–3% [2]. At the same time, the study established a systematic deviation of the quenched light hadron spectrum from experiment by approximately 10%. We then made an attempt of full QCD calculation that allows chiral and continuum extrapolations within a consistent set of simulations [3]. The deviations from experiment in the light hadron spectrum are significantly reduced and the light quark mass decreases by about 25% with the inclusion of dynamical u and d quarks. With currently available computer power and simulation algorithms, however, the sea quark mass that can be explored is far from the physical value and a

long chiral extrapolation is involved to get to the physical u and d quark mass.

An attempt has been made to push down the simulation to a small quark mass corresponding to $m_{PS}/m_V \approx 0.3$ in full QCD with the Kogut-Susskind(staggered)-type quark action [4]. The staggered action, however, poses a problem of flavor mixing, which would modify the hadron spectrum and its quark mass dependence near the chiral limit. The staggered action also suffers from ambiguities in hadron operators and has a potential problem of non-locality. The Wilson-type quark actions have the advantage of simplicity: They are local and respect flavor symmetry, but a larger computational cost limits the simulations to relatively large quark masses corresponding to $m_{PS}/m_V \gtrsim 0.6$ [3,5–11]. An important problem is to examine whether chiral extrapolations from such a quark mass range lead to results viable in the chiral limit.

Chiral extrapolations are usually made with polynomials in the quark mass. The problem is that they are not consistent with the logarithmic singularity expected in the chiral limit. In reality, the physical quarks are not exactly massless and, hence, the polynomial extrapolation should in principle work. However, increasingly higher orders are needed should one wish to increase the accuracy of the extrapolation. It is compelling to estimate the systematic errors due to higher order contributions when the data are extrapolated using a low-order polynomial.

*Present address: Department of Physics, Nagoya University, Nagoya 464-8602, Japan.

†Present address: Department of Physics, Hiroshima University, Higashi-Hiroshima, Hiroshima 739-8526, Japan.

‡Present address: Center for Computational Physics, University of Tsukuba, Tsukuba, Ibaraki 305-8577, Japan.

§Present address: Department of Biological Sciences, Imperial College, London SW7 2AZ, U.K.

||Present address: Yukawa Institute for Theoretical Physics, Kyoto University, Kyoto 606-8502, Japan.

TABLE I. Run parameters of the present simulation. The step size dt is given by the inverse of the number of the molecular dynamics steps (No. MD), and, hence not listed. We denote the tolerance parameter in the stopping condition for the quark matrix inversion in calculations of the force by Δ_{force} and the average number of iterations by N_{inv} . Number of node (PE's) of VPP5000/80 used for the present calculation, and the CPU time required per trajectory in units of hour are also given. The number of the trajectory is denoted by N_{traj} .

$12^3 \times 24$	On 4PE		On 4PE		On 8PE	
κ_{sea}	0.145 85	0.146 60	0.147 05	0.147 20		
No. MD	200	333	400	800	1000	1250
Accept.	0.76	0.72	0.84	0.82	0.90	0.87
N_{traj}	4000	1750	2250	680	3320	100
Δ_{force}	10^{-10}	10^{-11}	10^{-11}	10^{-11}	10^{-12}	10^{-12}
N_{inv}	87	147	232	318		
Hour/traj.	0.23	0.56	0.69	2.0	2.6	2.2
m_{PS}/m_V	0.609(2)	0.509(5)	0.413(8)	0.349(19)		
<hr/>						
$16^3 \times 24$	On 4PE		On 8PE			
κ_{sea}	0.145 85	0.146 60	0.147 05	0.147 20		
No. MD	200	250	333	500
Accept.	0.61	0.71	0.79	0.80
N_{traj}	800	1200	325	1675
Δ_{force}	10^{-10}	10^{-11}
N_{inv}	92	158
Hour/traj.	0.50	0.61	0.69	1.03
m_{PS}/m_V	0.604(3)	0.509(4)

An alternative choice for chiral extrapolations is to incorporate chiral perturbation theory (ChPT) [12]. The present lattice data, however, are not quite consistent with the ChPT predictions. The high-statistics JLQCD simulation of two-flavor full QCD, using the plaquette gauge action and the $O(a)$ -improved Wilson quark action at $\beta = 5.2$ [$a = 0.0887(11)$ fm; the spatial size $L \approx 1.06$ – 1.77 fm], shows no signature for the logarithmic singularity in the pion mass and pion decay constant [11]. A possible reason for the failure to find the chiral logarithm is that sea quark masses, corresponding to $m_{PS}/m_V = 0.8$ – 0.6 , are too large. Higher order corrections of ChPT may have to be included to describe the data, as suggested from a partially quenched analysis, which shows that $m_{PS}/m_V = 0.4$ – 0.3 is required for the convergence of one-loop formula [13,14]. Another possibility is explicit chiral symmetry breaking of the Wilson quark actions that may invalidate the ChPT formulas. Modifications due to finite lattice spacings may be needed for an analysis of data obtained on a coarse lattice.

Recently, studies were made to adapt ChPT to the Wilson-type fermion at finite lattice spacings (WChPT) [15–18], with subtle differences in the order counting,

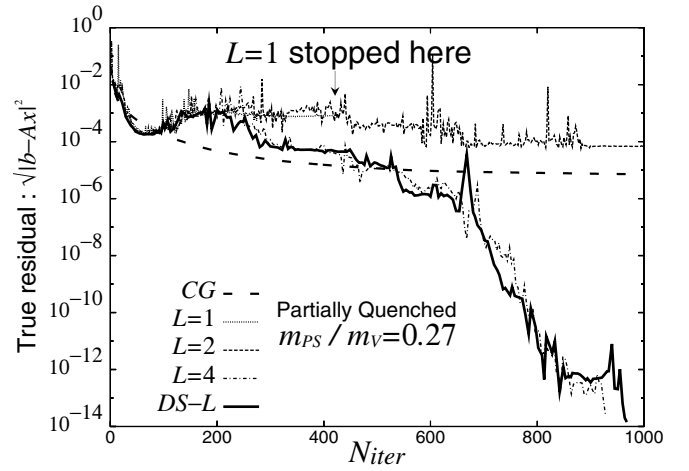


FIG. 1. Comparison of convergence with various algorithms for inversions of the quark matrix at $\kappa_{\text{sea}} = 0.145 85$ ($m_{PS}/m_V = 0.60$) and $\kappa_{\text{valence}} = 0.148 50$ ($m_{PS}/m_V = 0.27$) on $12^3 \times 24$ lattice. Conventional BiCGStab corresponds to $L = 1$. We define an iteration N_{iter} as a dimension of the Krylov subspace to which approximate solutions belong [38]. The number of matrix-vector products to obtain an approximate solution is $2 \times N_{\text{iter}}$.

and, hence, the resulting formulas for observables, among the authors. The work [16] assumes the $O(a)$ chiral symmetry breaking effects being smaller than those from the quark mass, and only the effects linear in lattice spacing are retained in the chiral Lagrangian. This contrasts to the authors of Refs. [17,18] who include the $O(a^2)$ effects in the chiral Lagrangian, however, with different order countings. In Ref. [17], the $O(a)$ terms are treated as being comparable to the quark mass term while the $O(a^2)$ terms are assumed to be subleading: In this case, $O(a)$ effects

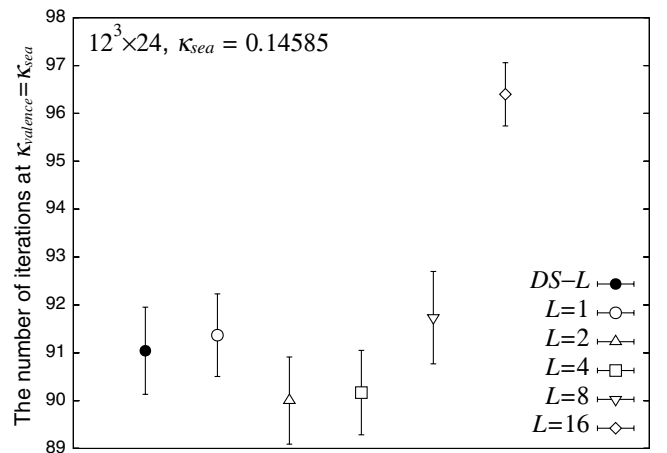


FIG. 2. The number of iterations required with BiCGStab(L) and BiCGStab(DS- L) for inversions of the quark matrix at $\kappa_{\text{sea}} = \kappa_{\text{valence}} = 0.145 85$ ($m_{PS}/m_V = 0.60$) on $12^3 \times 24$ lattice. Conventional BiCGStab corresponds to $L = 1$.

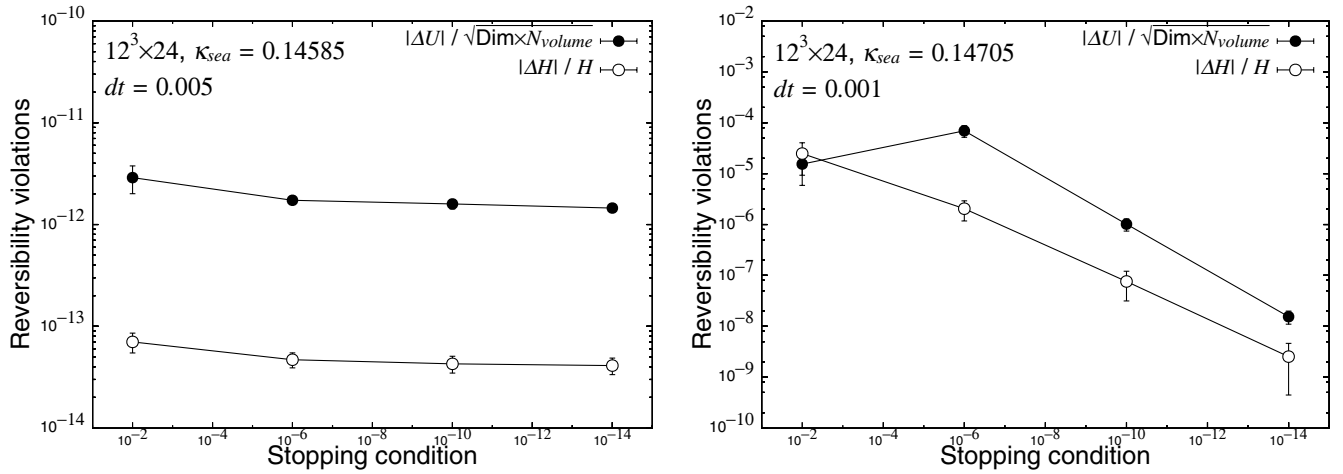


FIG. 3. Reversibility violation at large sea quark mass of $\kappa_{sea} = 0.14585$ ($m_{PS}/m_V = 0.60$) (left panel) and small sea quark mass of $\kappa_{sea} = 0.14705$ ($m_{PS}/m_V = 0.40$) (right panel) on $12^3 \times 24$ lattice.

are essentially absorbed into the redefinition of the quark mass in the one-loop formulas and the $O(a^2)$ terms provide additional counterterms. In Ref. [18], on the other hand, the terms of $O(a^2)$ are kept at the leading order, because the existence of parity-broken phase and vanishing of pion mass depend on them in a critical way [15]. The coefficients of chiral logarithm terms receive $O(a)$ contributions, and, hence, the logarithmic chiral behavior is modified at a finite lattice spacing. Similar attempts to include the $O(a^2)$ flavor mixing for the staggered-type quark action were made in Refs. [19–21].

The qq+q collaboration [22] applied the one-loop ChPT and WChPT with the prescription of Refs. [16,17]

to their data obtained at $m_{PS}/m_V = 0.9$ – 0.5 . Their simulations were made at coarse lattices of $a = 0.19$ fm ($\beta = 5.1$) and 0.28 fm ($\beta = 4.68$) using the plaquette gauge action and the unimproved Wilson quark action ($L \approx 3$ fm). They reported that their data are described by these formulas. However, their sea quark masses are not quite small, and, since large scaling violation is suspected with unimproved actions at coarse lattice spacings and lattice artifacts are suggested at strong couplings [23], it should be demonstrated at weaker couplings in order that the discretization effects are actually under control. The UKQCD collaboration reported a result at $m_{PS}/m_V = 0.44(2)$ obtained with the actions and the lattice spacing

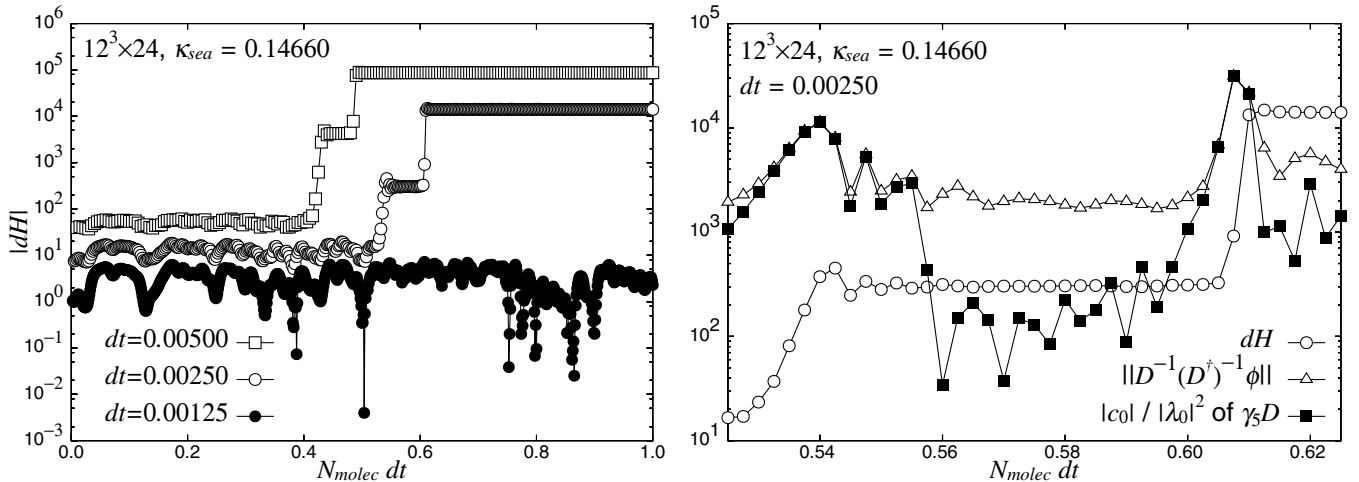


FIG. 4. Effect of the molecular dynamics step size dt on the appearance of spikes in $dH \equiv H_{\text{trial}} - H_0$ at $\kappa_{sea} = 0.14660$ ($m_{PS}/m_V = 0.50$) on $12^3 \times 24$ lattice (left panel). The right panel is an enlargement around the spikes in the case of $dt = 0.0025$. $\|D^{-1}(D^\dagger)^{-1}\phi\|$ with the Wilson-clover operator D and the pseudofermion field ϕ as well as the corresponding contribution with the smallest eigenvalue λ_0 and its overlap $c_0 \equiv (x_0, \phi)$ for $\gamma_5 D$ are also plotted, where x_i is an eigenfunction of $\gamma_5 D$ such that $\phi = \sum_i c_i x_i$.

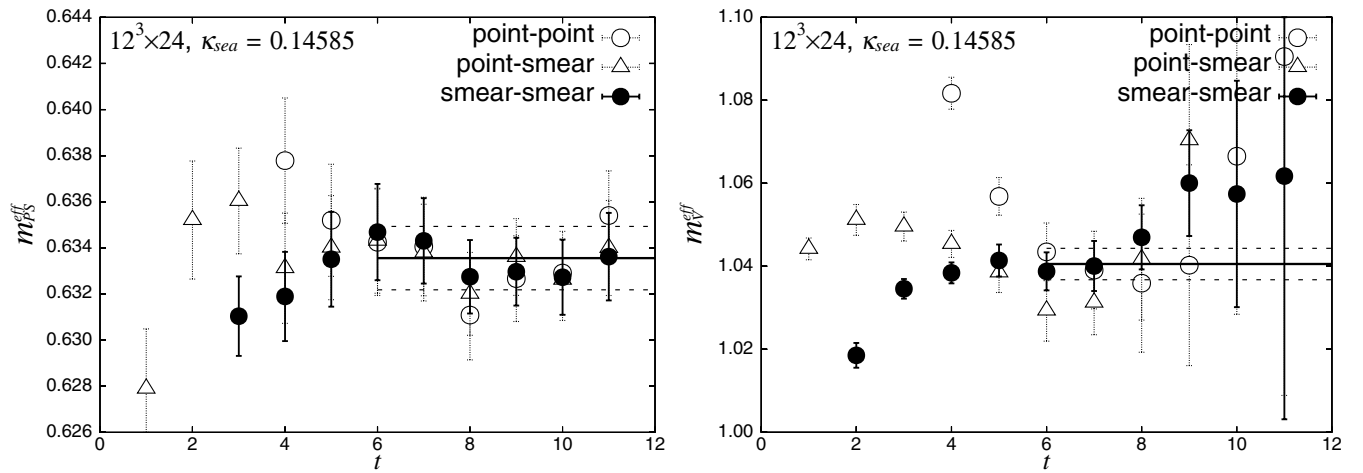


FIG. 5. Effective masses of pseudoscalar (left panel) and vector meson (right panel) at $\kappa_{\text{sea}} = 0.14585$ ($m_{PS}/m_V = 0.60$) on $12^3 \times 24$ lattice.

the same as those of JLQCD, with $L \approx 1.6$ fm [24]. They indicated the pion decay constant to bend slightly downward at this quark mass, but further work is required for quantitative comparison with the ChPT predictions.

In this paper, we follow up on our previous two-flavor full QCD work [3] with an RG-improved gauge action and tadpole-improved $O(a)$ -improved Wilson-clover quark action at $m_{PS}/m_V = 0.80$ – 0.55 and attempt to lower the quark mass to give m_{PS}/m_V down to 0.35. Since the computational costs grow rapidly toward the chiral limit, roughly proportional to $(m_{PS}/m_V)^{-6}$ [25], we concentrate our effort on the coarsest lattice of $a \approx 0.2$ fm at $\beta = 1.8$, while using improved actions.

Generation of configurations below $m_{PS}/m_V \approx 0.5$ demands technical improvements. The BiCGStab algorithm sometimes fails to converge, which we overcome by an

improvement called BiCGStab(DS- L) [26,27]. Another problem is the emergence of instabilities in the hybrid Monte Carlo (HMC) molecular dynamics evolution [28,29]. This seems to be caused by very small eigenvalues of the Dirac operator, leading to the change of the molecular dynamics orbit from elliptic to hyperbolic. The only resolution at present is to reduce the time step size. In this manner, we generated 4000 trajectories at $m_{PS}/m_V \approx 0.6, 0.5$, and 0.4 , and 1400 trajectories at the smallest quark mass of $m_{PS}/m_V \approx 0.35$ on a $12^3 \times 24$ lattice with $L \approx 2.4$ fm. To examine the finite-size effect, we also generated 2000 trajectories at $m_{PS}/m_V \approx 0.6$ and 0.5 on a $16^3 \times 24$ lattice with $L \approx 3.2$ fm.

We calculate the light hadron spectrum and the quark mass on these configurations, and examine the validity of the quadratic chiral extrapolations by comparing the ex-

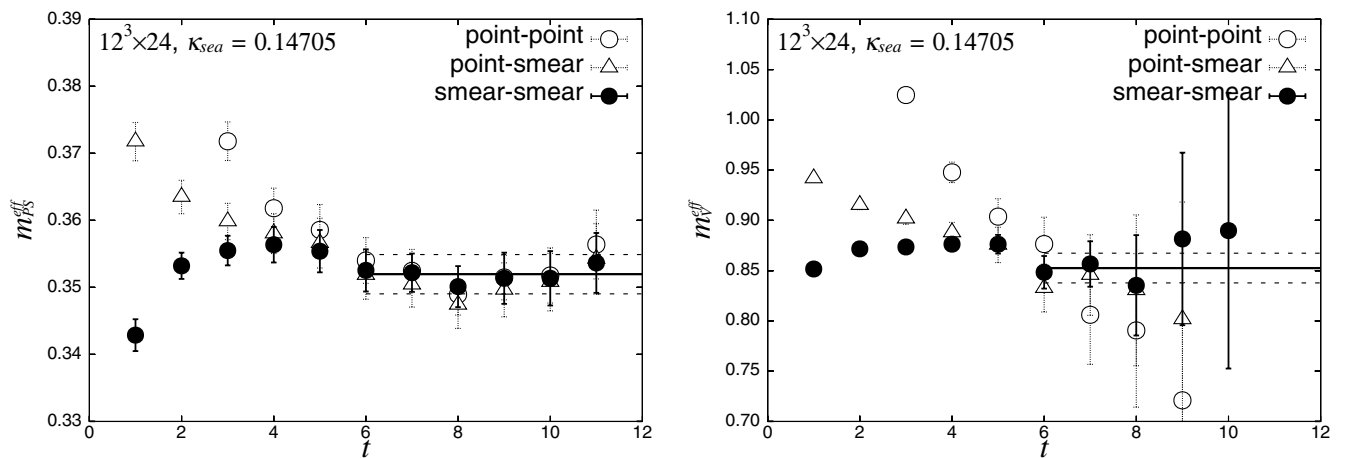


FIG. 6. Effective masses of pseudoscalar (left panel) and vector meson (right panel) at $\kappa_{\text{sea}} = 0.14705$ ($m_{PS}/m_V = 0.40$) on $12^3 \times 24$ lattice.

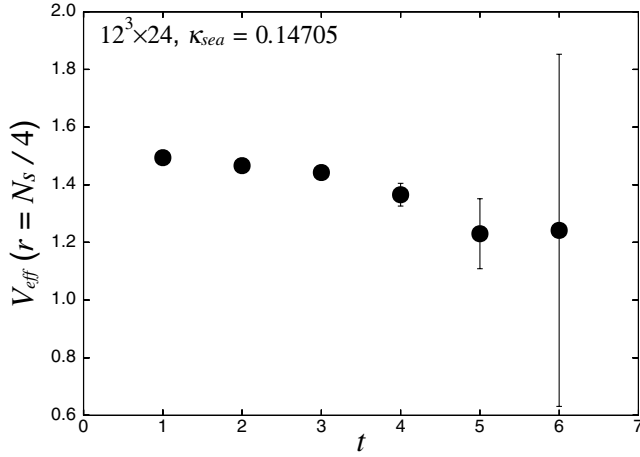


FIG. 7. Effective potential energies $V_{\text{eff}}(r = N_s/4, t)$ at $\kappa_{\text{sea}} = 0.14705$ ($m_{PS}/m_V = 0.40$) on $12^3 \times 24$ lattice.

trapolations made in the previous work with our new data at smaller quark masses. It turns out that the new data are increasingly lower than the extrapolation toward a smaller sea quark mass. We then examine how our data compare with the WChPT formulas, and whether WChPT fits using only the previous data at large quark masses predict correctly the new small quark mass data. This serves as a test to verify the viability of WChPT and of chiral extrapolations.

Computing for the present work was made on the VPP5000/80 at the Information Processing Center of University of Tsukuba. We used 4 or 8 nodes, each node having the peak speed of 9.6 Gflops. The present simulation cost 0.119 Tflops · yr of computing time measured in terms of the peak speed.

This paper is organized as follows. We describe configuration generations in Sec. II. The method of measure-

TABLE II. String tension σ and Sommer scale r_0 at simulated sea quark masses. The first error is statistical. The second and third ones are the systematic errors due to the choice of t_{min} and r_{min} .

$12^3 \times 24$					
κ_{sea}	t_{min}	r_{min}	σ	r_0	
0.14585	2	$\sqrt{2}$	0.322(6)(-42)(+91)	2.004(8)(+58)(+77)	
0.14660	2	$\sqrt{2}$	0.289(5)(-8)(+64)	2.107(8)(+37)(+54)	
0.14705	2	$\sqrt{2}$	0.278(5)(-38)(+34)	2.167(9)(+80)(+25)	
0.14720	2	$\sqrt{2}$	0.255(8)(-10)(+42)	2.237(17)(+10)(+34)	
$16^3 \times 24$					
κ_{sea}	t_{min}	r_{min}	σ	r_0	
0.14585	2	$\sqrt{2}$	0.313(11)(-10)(+90)	2.011(10)(+17)(+72)	
0.14660	2	$\sqrt{2}$	0.270(6)(+7)(+66)	2.131(11)(+20)(+39)	

ment of hadron masses, decay constants, quark masses, and the static quark potential is explained in Sec. III. The finite-size effects on hadron masses are also discussed in the same section. Section IV discusses chiral extrapolations with conventional polynomials, and those based on ChPT are presented in Sec. V. Our conclusion is given in Sec. VI. Preliminary results of these calculations were reported in Ref. [30].

II. SIMULATION

For the gauge part, we employ the RG-improved action defined by

$$S_g = \frac{\beta}{6} \left\{ c_0 \sum_{x, \mu\nu} W_{\mu\nu}^{1 \times 1}(x) + c_1 \sum_{x, \mu\nu} W_{\mu\nu}^{1 \times 2}(x) \right\}. \quad (1)$$

The coefficients $c_0 = 3.648$ of the 1×1 Wilson loop and $c_1 = -0.331$ of the 1×2 Wilson loop are determined by

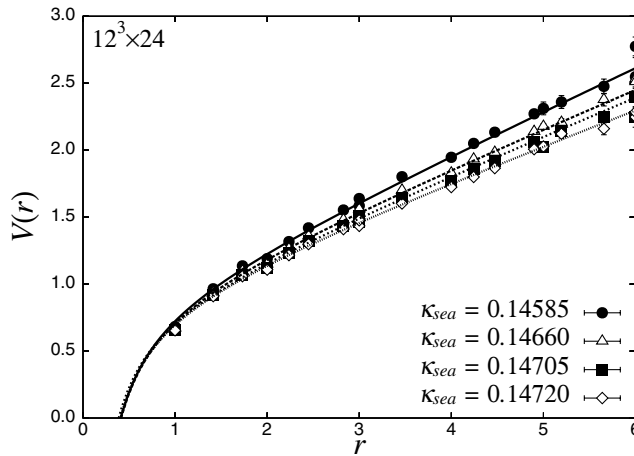


FIG. 8. Static quark potentials at $\kappa_{\text{sea}} = 0.14585, 0.14660, 0.14705,$ and 0.14720 correspond to $m_{PS}/m_V = 0.60, 0.50, 0.40,$ and 0.35 on $12^3 \times 24$ lattice.

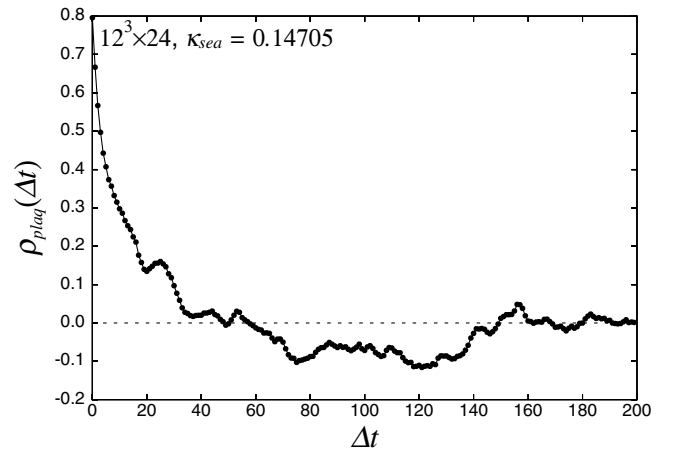


FIG. 9. Autocorrelation function of plaquette at $\kappa_{\text{sea}} = 0.14705$ ($m_{PS}/m_V = 0.40$) on $12^3 \times 24$ lattice.

TABLE III. Autocorrelation time for plaquette ($\tau_{\text{plaq}}^{\text{cum}}$), pseudoscalar meson propagator at $N_t/4$ (τ_{PS}^{cum}), and Wilson loop with $(r, t) = (2, 2)$ (τ_W^{cum}). All values are in units of HMC trajectory.

$12^3 \times 24$				
κ_{sea}	0.145 85	0.146 60	0.147 05	0.147 20
$\tau_{\text{plaq}}^{\text{cum}}$	7.6(1.8)	11.7(2.3)	9.5(2.1)	8.9(3.2)
τ_{PS}^{cum}	7.9(1.6)	7.2(1.5)	5.3(1.2)	3.0(1.0)
τ_W^{cum}	8.1(1.9)	12.6(2.9)	11.3(2.2)	13.0(4.4)
$16^3 \times 24$				
κ_{sea}	0.145 85	0.146 60	0.147 05	0.147 20
$\tau_{\text{plaq}}^{\text{cum}}$	14.1(3.9)	8.8(2.1)
τ_{PS}^{cum}	10.3(2.8)	4.9(1.6)
τ_W^{cum}	14.1(3.8)	10.1(4.3)

an approximate renormalization group analysis [31]. They satisfy the normalization condition $c_0 + 8c_1 = 1$, and $\beta = 6/g^2$. For the quark part, we use the clover quark action [32] defined by

$$S_q = \sum_{x,y} \bar{q}_x D_{x,y} q_y, \quad (2)$$

$$D_{x,y} = \delta_{xy} - \kappa \sum_{\mu} \{ (1 - \gamma_{\mu}) U_{x,\mu} \delta_{x+\hat{\mu},y} + (1 + \gamma_{\mu}) U_{x,\mu}^{\dagger} \delta_{x,y+\hat{\mu}} \} - \delta_{xy} c_{\text{SW}} \kappa \sum_{\mu < \nu} \sigma_{\mu\nu} F_{\mu\nu}, \quad (3)$$

where κ is the hopping parameter, $F_{\mu\nu}$ is the standard clover-shaped lattice discretization of the field strength, and $\sigma_{\mu\nu} = (i/2)[\gamma_{\mu}, \gamma_{\nu}]$. For the clover coefficient, we adopt a meanfield-improved value $c_{\text{SW}} = u_0^{-3}$ [33], where

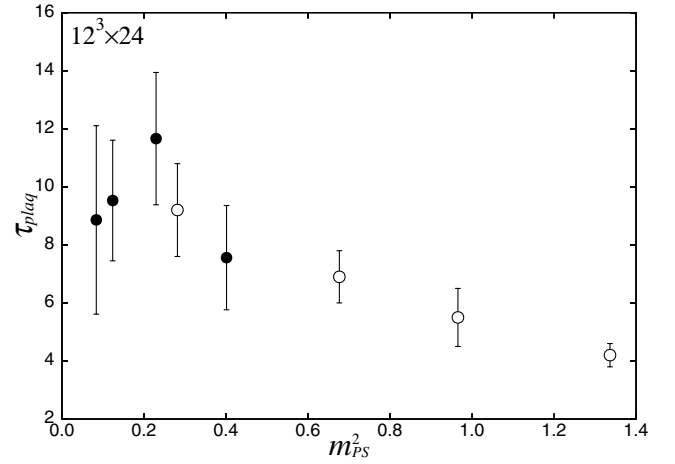


FIG. 10. Sea quark mass dependence of the cumulative autocorrelation time of plaquette on $12^3 \times 24$ lattice. Open symbols are the results obtained in our previous study [3].

$$u_0 = (W^{1 \times 1})^{1/4} = (1 - 0.8412\beta^{-1})^{1/4}, \quad (4)$$

using the plaquette $W^{1 \times 1}$ calculated in one-loop perturbation theory [31]. This choice is based on our observation that the one-loop calculation reproduces the measured values well [34].

Our simulation is performed at a single value of $\beta = 1.8$ using two lattice sizes $12^3 \times 24$ and $16^3 \times 24$ to study finite-size effects. The lattice spacing fixed from m_{ρ} at the physical sea quark mass is 0.2 fm. We adopt four values of the sea quark mass corresponding to the hopping parameter $\kappa_{\text{sea}} = 0.145 85, 0.146 60, 0.147 05, \text{ and } 0.147 20$. This choice covers $m_{PS}/m_V = 0.60\text{--}0.35$, extending the four values $\kappa_{\text{sea}} = 0.1409, 0.1430, 0.1445, \text{ and } 0.1464$ corresponding to $m_{PS}/m_V = 0.80\text{--}0.55$ studied in Ref. [3]. The simulation parameters are summarized in Table I, where

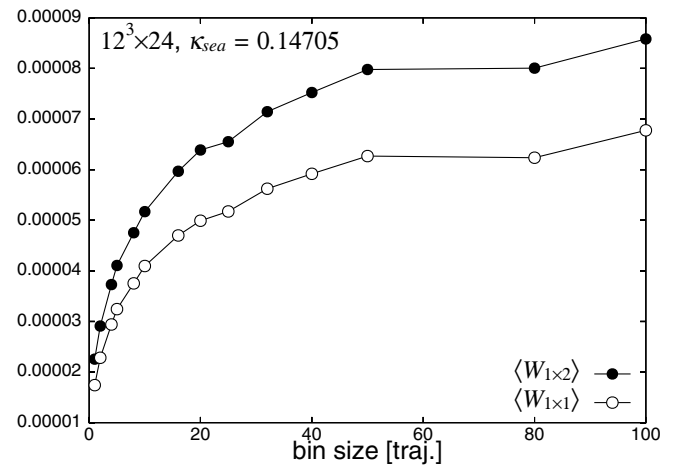
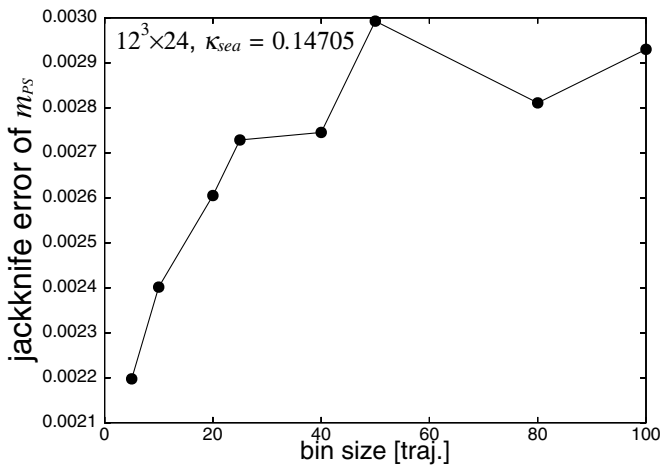


FIG. 11. Bin size dependence of jackknife error of pseudoscalar meson mass (left panel), and plaquette and rectangular loop (right panel) at $\kappa_{\text{sea}} = 0.147 05$ ($m_{PS}/m_V = 0.40$) on $12^3 \times 24$ lattice.

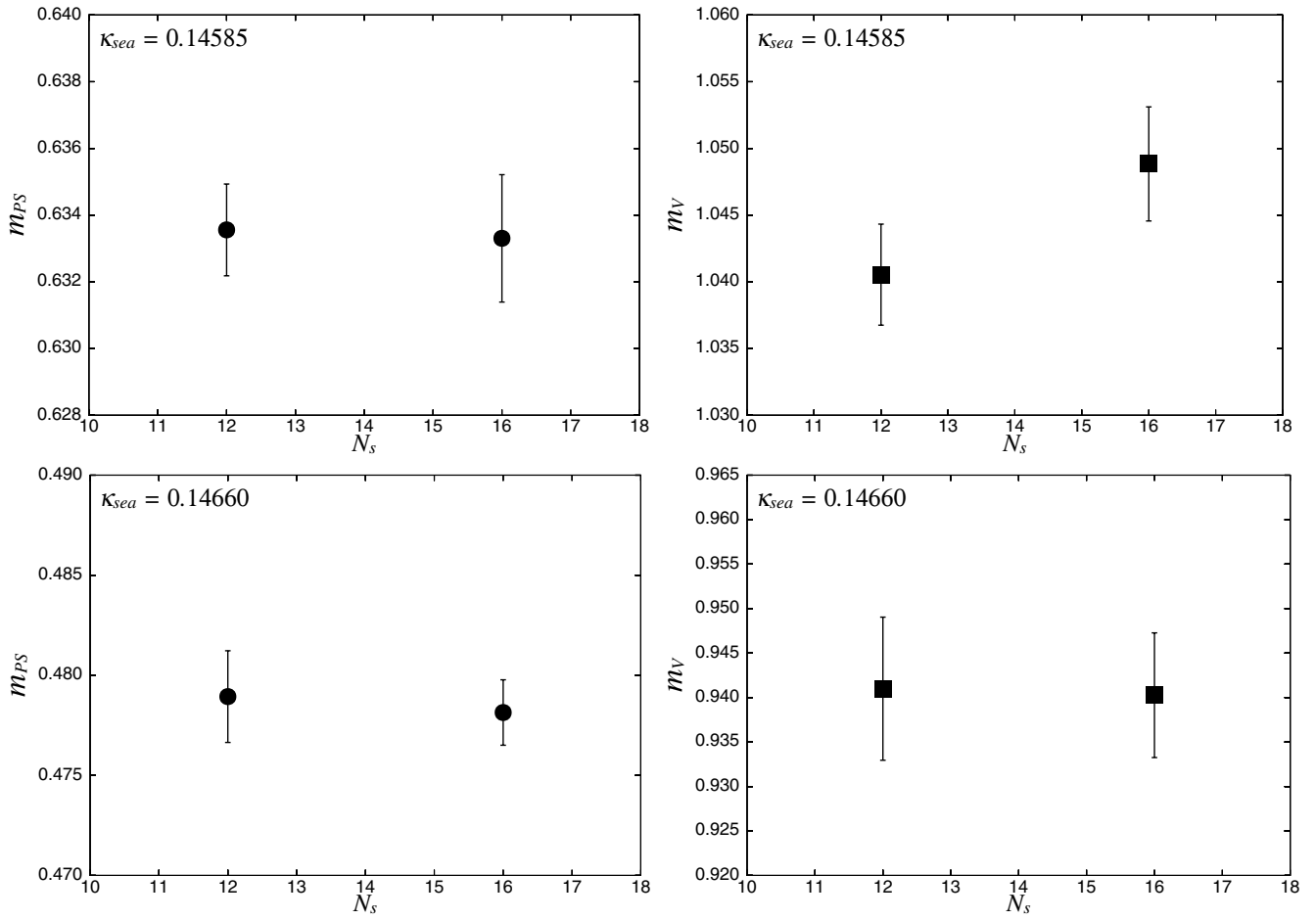


FIG. 12. Volume dependence of pseudoscalar (left panel) and vector meson masses (right panel) at $\kappa_{\text{sea}} = 0.14585$ ($m_{PS}/m_V = 0.60$) and $\kappa_{\text{sea}} = 0.14660$ ($m_{PS}/m_V = 0.50$).

we also list the number of nodes (PE's) employed and the CPU time per trajectory. Gauge configurations are generated using the HMC algorithm [35,36]. The trajectory length in each HMC step is fixed to unity. We use the leapfrog integration scheme for the molecular dynamics equation.

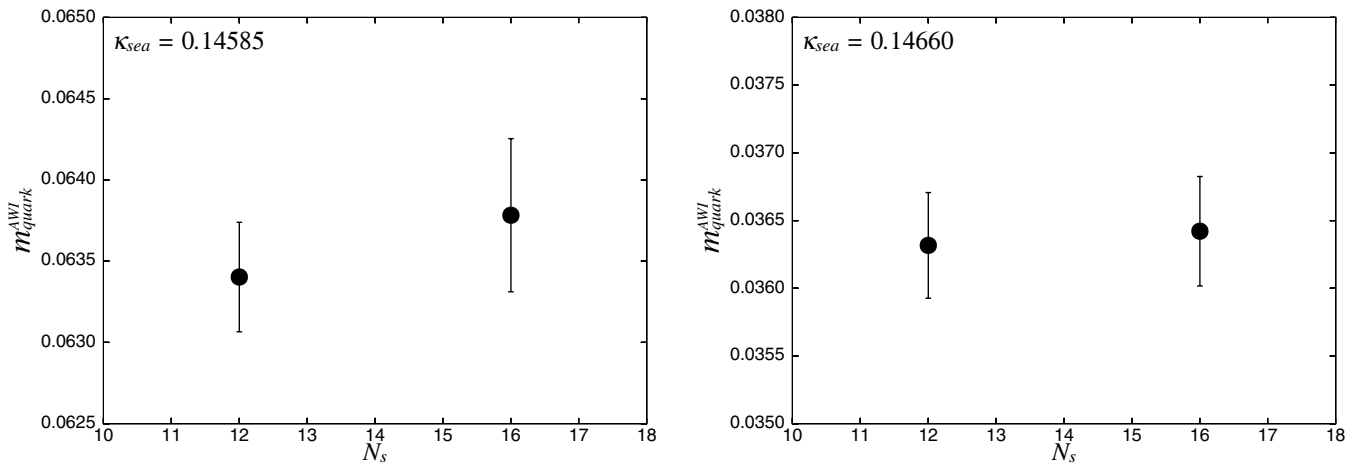


FIG. 13. Volume dependence of AWI quark masses at $\kappa_{\text{sea}} = 0.14585$ ($m_{PS}/m_V = 0.60$) and $\kappa_{\text{sea}} = 0.14660$ ($m_{PS}/m_V = 0.50$).

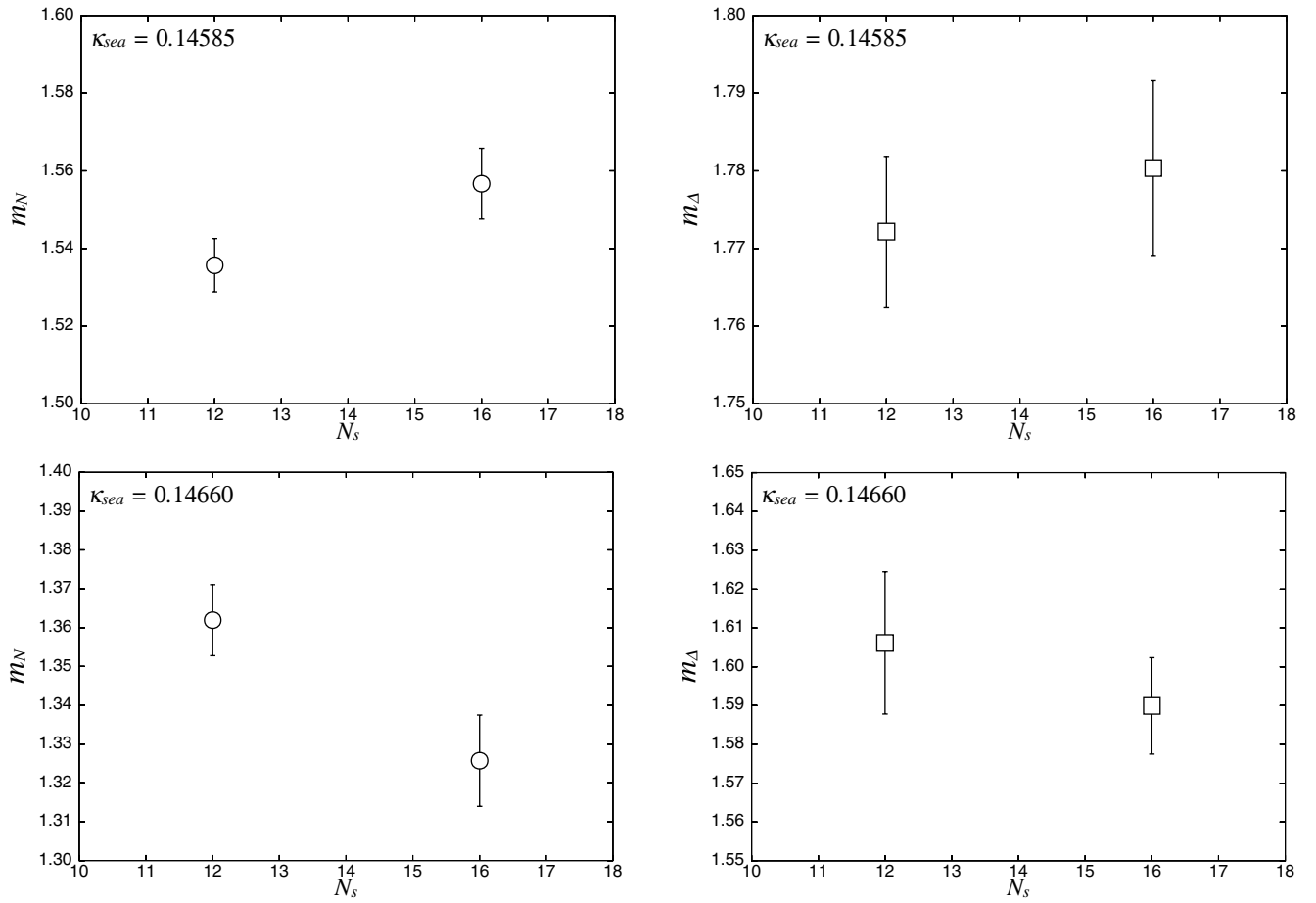


FIG. 14. Volume dependence of octet (left panel) and decuplet baryon masses (right panel) at $\kappa_{sea} = 0.14585$ ($m_{PS}/m_V = 0.60$) and $\kappa_{sea} = 0.14660$ ($m_{PS}/m_V = 0.50$).

The even/odd preconditioned BiCGStab [37] is one of the most optimized algorithms for the Wilson quark matrix inversion to solve the equation $D_{xy}G_y = B_x$. However, BiCGStab sometimes fails to converge at small sea quark masses. While the CG algorithm is guaranteed to converge, it is time consuming. We find that the BiCGStab(L) algorithm [38], which is an extension of BiCGStab to L th order minimal residual polynomials, is more stable [27]. Figure 1 illustrates

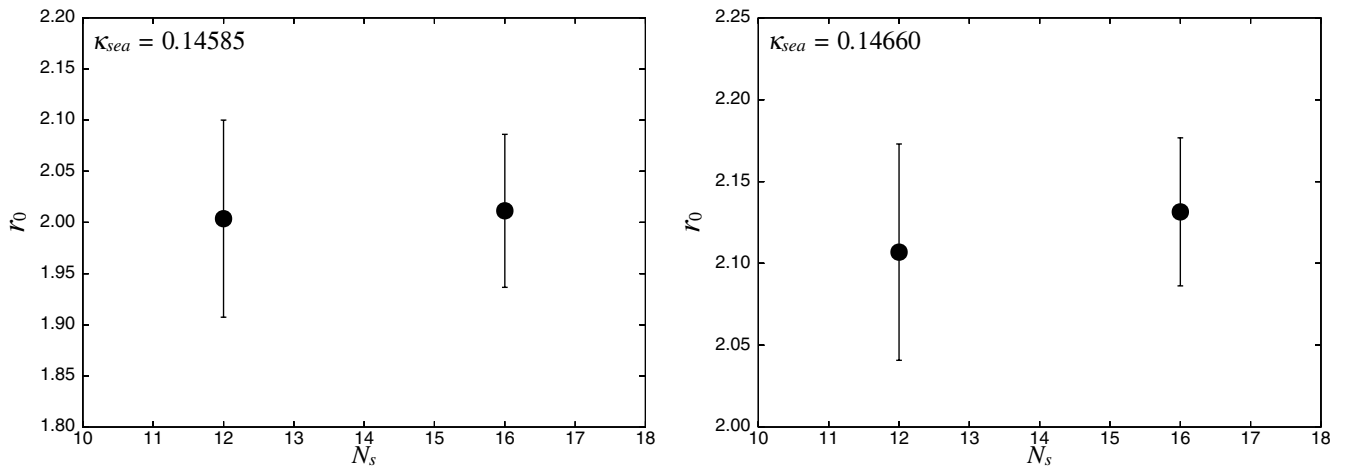


FIG. 15. Volume dependence of Sommer scales at $\kappa_{sea} = 0.14585$ ($m_{PS}/m_V = 0.60$) and $\kappa_{sea} = 0.14660$ ($m_{PS}/m_V = 0.50$).

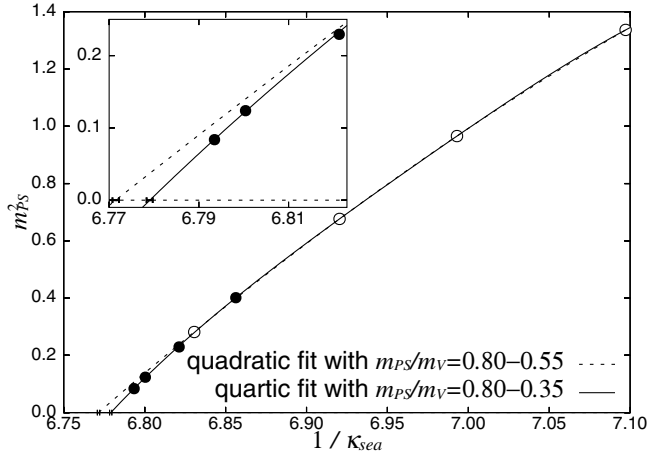


FIG. 16. Chiral extrapolation of pseudoscalar meson mass. Open symbols show the results obtained in the previous calculation [3] and filled symbols are our new results. Lines are polynomial fits as explained in the figure.

for a very light valence quark mass corresponding to $m_{PS}/m_V = 0.27$ that the BiCGStab(L), while not convergent for $L = 1$ and 2 , succeeds to find the solution for $L = 4$. In practice, however, too large L also frequently introduces another instability from possible loss of conjugacy among the L vectors. The optimum value of L depends on simulation parameters. To avoid a tuning of L at each simulation point, we employ the BiCGStab(DS- L) algorithm [26]. This is a modified BiCGStab(L) in which a candidate of the optimum L is dynamically selected. We find that BiCGStab(DS- L) is much more robust than the original BiCGStab at small quark masses. We also find that, at large quark masses

where the conventional BiCGStab converges, the computer time required for BiCGStab(DS- L) is comparable. See Fig. 2. Therefore, we adopt BiCGStab(DS- L) at all values of our sea quark masses.

We employ the stopping condition $\|DG - B\| < \Delta$ in HMC. The value of Δ in the evaluation of the fermionic force is chosen so that the reversibility over unit length is satisfied to a relative precision of order 10^{-8} or smaller for the Hamiltonian,

$$|\Delta H| = |H_{\text{reversed}} - H_0|, \quad (5)$$

where H_{reversed} is the value of the Hamiltonian obtained by integrating to $t = 1$ and integrating back to $t = 0$. We also check the reversibility violation in the link variable,

$$|\Delta U| = \sqrt{\sum_{n,\mu,a,b} U_{\mu,a,b}^{\text{reversed}}(n) - U_{\mu,a,b}^0(n)}, \quad (6)$$

where the sum is taken over all sites n , colors a, b , and the link directions μ . We illustrate our check in Fig. 3, where results at $\kappa_{\text{sea}} = 0.14585$ and $\kappa_{\text{sea}} = 0.14705$ on 20 thermalized configurations separated by 100 trajectories are shown. When the sea quark mass is large ($\kappa_{\text{sea}} = 0.14585$, $m_{PS}/m_V = 0.6$), the violation does not show any clear dependence on the stopping condition. For small sea quark mass ($\kappa_{\text{sea}} = 0.14705$, $m_{PS}/m_V = 0.4$), however, it depends on the stopping condition significantly. We must be careful with the choice of the stopping condition at small sea quark mass. We use a stricter stopping condition in the calculation of the Hamiltonian in the Metropolis accept/reject test. Table I shows our choice of Δ together with the average number, N_{inv} , of the BiCGStab(DS- L) iterations in the quark matrix inversion for the force calculation.

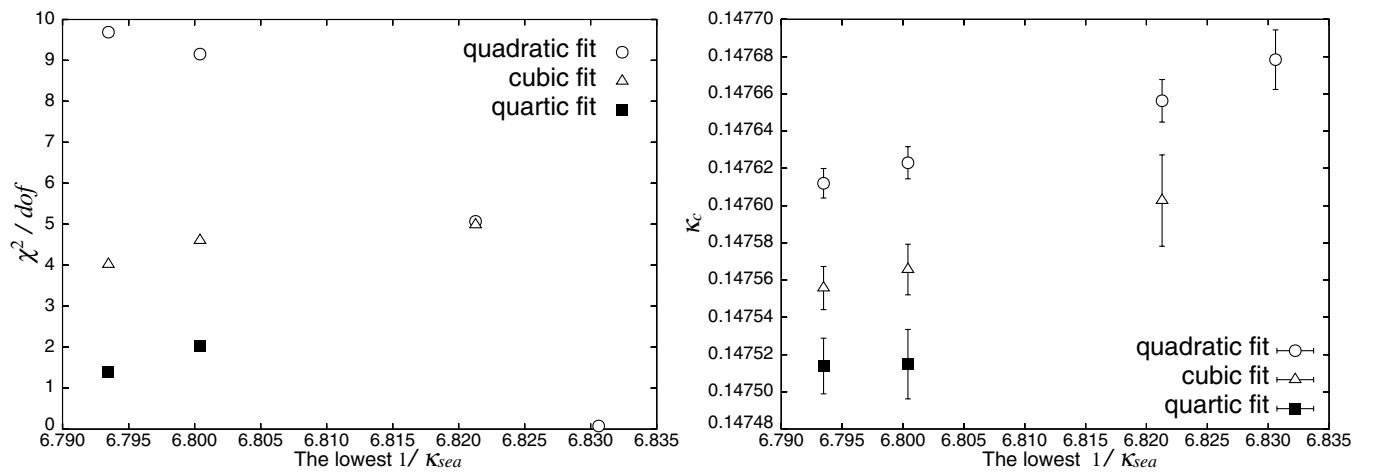


FIG. 17. Dependence of χ^2/dof on the fitting range and order of the fitting polynomial (left panel), and that of the critical hopping parameter (right panel) for pseudoscalar meson mass. Symbols are placed at the value of $1/\kappa_{\text{sea}}$ corresponding to the lowest fitting range, which is changed as shown in the figure, while the highest is fixed to $\kappa_{\text{sea}} = 0.1409$ ($m_{PS}/m_V = 0.80$). Quadratic, cubic, and quartic forms as a function of VWI quark mass are tested.

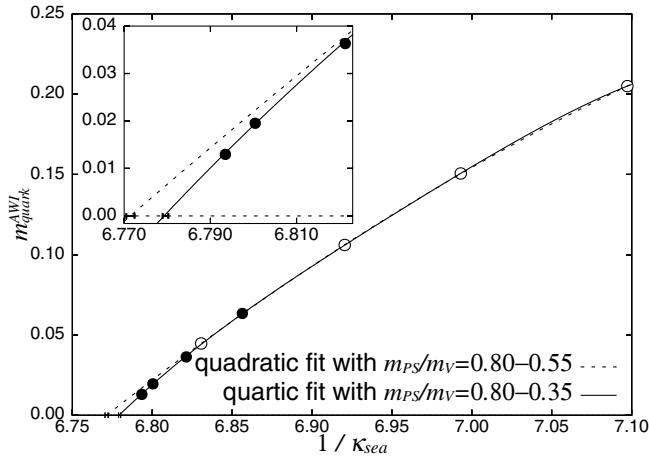


FIG. 18. Chiral extrapolation of AWI quark masses. Open symbols show the results obtained in the previous calculation [3]. Lines are polynomial fits as explained in the figure.

In the course of configuration generation by the HMC algorithm, we sometimes encountered extremely large values of $dH \equiv H_{\text{trial}} - H_0$, the difference of the trial and starting Hamiltonians. Similar experiences have been reported by other groups [28,29]. Empirically this phenomenon occurs more frequently for smaller sea quark masses at a fixed step size, and can be suppressed by decreasing the step size. A typical example is shown in Fig. 4. In our runs, we employ a step size dt small enough for this purpose. As a consequence our runs have a rather high acceptance 80%–90%. It is possible that this phenomenon is connected to the appearance of very small eigenvalues of the Wilson-clover operator toward small quark masses. In the right panel of Fig. 4, we show the

norm $\|D^{-1}(D^\dagger)^{-1}\phi\|$ (triangles) and the contribution of the smallest eigenvalue of $\gamma_5 D$ to the norm (filled squares). We observe that the jump of dH (open circles) is associated with a peak of the norm, and that the peak is saturated by the contribution of the smallest eigenvalue. We suspect that such small eigenvalues cause some modes of the HMC molecular dynamics evolution to change its character from elliptic to hyperbolic, leading to divergence of the Hamiltonian. We defer a further study of this problem to future publications.

We accumulate 4000 HMC trajectories at $\kappa_{\text{sea}} = 0.14585, 0.14660, \text{ and } 0.14705$, and 1400 trajectories at $\kappa_{\text{sea}} = 0.14720$ on the $12^3 \times 24$ lattice. We also accumulate 2000 trajectories at $\kappa_{\text{sea}} = 0.14585$ and 0.14660 on the $16^3 \times 24$ lattice. Measurements of light hadron masses and the static quark potential are carried out at every five trajectories.

III. MEASUREMENT

A. Hadron masses

The meson operators are defined by

$$M(x) = \bar{q}^{(f)}(x)\Gamma q^{(g)}(x), \quad \Gamma = I, \gamma_5, \gamma_\mu, \gamma_5\gamma_\mu, \quad (7)$$

where f and g are flavor indices and x is the coordinate on the lattice. The octet baryon operator is defined as

$$O^{fgh}(x) = \epsilon^{abc}[q^{(f)a}(x)^T C \gamma_5 q^{(g)b}(x)]q^{(h)c}(x), \quad (8)$$

where a, b, c are color indices and $C = \gamma_4\gamma_2$ is the charge conjugation matrix. Decuplet baryon correlators are calculated using an operator defined by

$$D_\mu^{fgh}(x) = \epsilon^{abc}[q^{(f)a}(x)^T C \gamma_\mu q^{(g)b}(x)]q^{(h)c}(x). \quad (9)$$

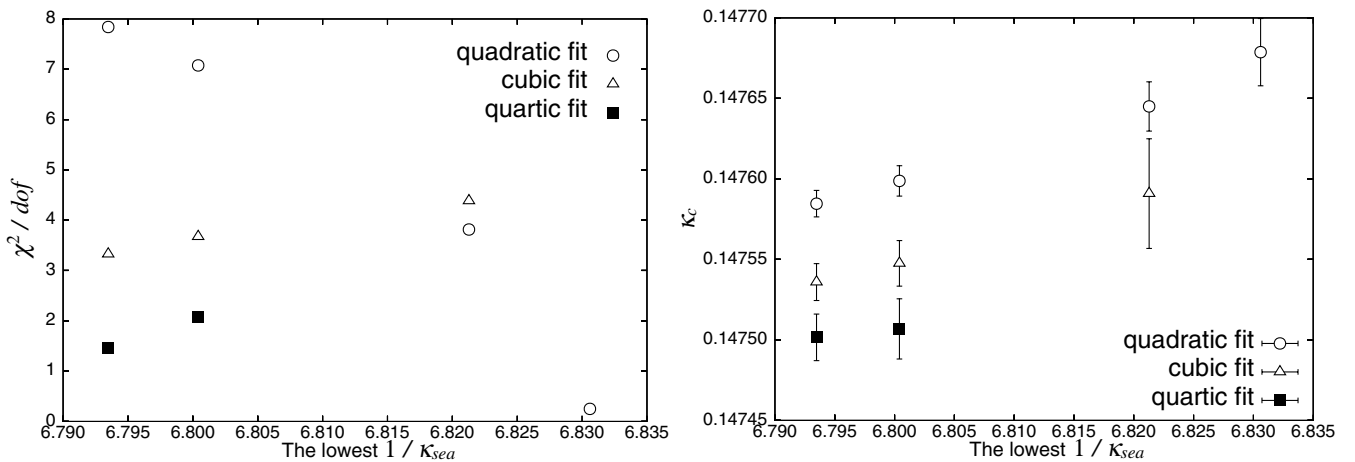


FIG. 19. Dependence of χ^2/dof on the fitting range and order of the fitting polynomial (left panel), and that of the critical hopping parameter (right panel) for AWI quark mass. Symbols are placed at the value of $1/\kappa_{\text{sea}}$ corresponding to the lowest fitting range, which is changed as shown in the figure, while the highest is fixed to $\kappa_{\text{sea}} = 0.1409$ ($m_{PS}/m_V = 0.80$). Quadratic, cubic, and quartic forms as a function of VWI quark mass are tested.

TABLE IV. Parameters of independent polynomial chiral fits to AWI quark masses and pseudoscalar meson masses as a function of the VWI quark mass.

m_{PS}/m_V	κ_c	B^{AWI}	C^{AWI}	D^{AWI}	E^{AWI}	χ^2/dof	Q
0.80–0.35	0.147502(14)	1.961(60)	−10.5(1.9)	71(20)	−201(67)	4.38/3	0.22
m_{PS}/m_V	κ_c	B^{PS}	C^{PS}	D^{PS}	E^{PS}	χ^2/dof	Q
0.80–0.35	0.147514(15)	12.05(33)	−55.7(9.0)	359(89)	−966(281)	4.17/3	0.24

 TABLE V. Parameters of simultaneous polynomial chiral fits to AWI quark masses and pseudoscalar meson masses as a function of the VWI quark mass. The first error is statistical and the second is a systematic one due to the higher order term for the chiral extrapolation.

m_{PS}/m_V	κ_c	B^{AWI}	C^{AWI}	D^{AWI}	E^{AWI}	χ^2/dof
0.80–0.35	0.147508(14)(+7)	1.938(54)(−60)	−9.8(1.7)(+3.3)	65(18)(−67)	−181(60)(+541)	8.89/7
		B^{PS}	C^{PS}	D^{PS}	E^{PS}	Q
		12.18(31)(−20)	−58.9(8.6)(+7.9)	389(85)(−126)	−1053(269)(+880)	0.26

For each configuration, quark propagators are calculated with a point and a smeared source. For the smeared source, we fix the gauge configuration to the Coulomb gauge and use an exponential smearing function $\psi(r) = A \exp(-Br)$ for $r > 0$ with $\psi(0) = 1$. We chose $A = 1.25$ and $B = 0.50$ as in our previous study [3]. In order to reduce the statistical fluctuation of hadron correlators, we repeat the measurement for two choices of the location of the hadron source, $t_{src} = 1$ and $N_t/2 + 1 (= 13)$ and take the average over the two [11]:

$$\frac{1}{2}[\langle H(t_{src} + t)H(t_{src})^\dagger \rangle_{t_{src}=1} + \langle H(t_{src} + t)H(t_{src})^\dagger \rangle_{t_{src}=N_t/2+1}]. \quad (10)$$

This procedure reduces the statistical error of hadron correlators typically by 30% to 40%, which suggests that the statistics are increased effectively by a factor of 1.7 to 2. For a further reduction of the statistical fluctuation, we take the average over three polarization states for vector mesons, two spin states for octet baryons, and four spin states for decuplet baryons.

Figures 5 and 6 illustrate the quality of effective mass plots. For mesons, an acceptable plateau of the effective mass is obtained from hadron correlators with the point sink and the doubly smeared source. Signals are much worse for baryons.

We carry out χ^2 fits to hadron correlators, taking account of correlations among different time slices. A single hyperbolic cosine form is assumed for mesons, and a single exponential form for baryons. We set the lower cut of the fitting range as $t_{\min} = 6$ for mesons and $t_{\min} = 5$ for baryons, which is determined by inspecting stability of the resulting mass. The upper cut (t_{\max}) dependence of the fit is small and, therefore, we fix t_{\max} to $N_t/2$ for all hadrons. Our choice of fit ranges and the detailed results of hadron masses are given in tables of the appendix. Statistical errors of hadron masses are estimated with the jackknife procedure. We adopt the

bin size of 100 trajectories from an analysis of the bin size dependence of errors as discussed below in Sec. III E.

B. Quark masses

We calculate the mean up and down quark mass through both vector and axial-vector Ward identities. The two types of quark masses, denoted by m_{VWI} and m_{AWI} , respectively, differ at finite lattice spacings because of explicit violation of chiral symmetry by the Wilson term.

A bare VWI quark mass is defined by

$$m_{\text{quark}}^{VWI} = \frac{1}{2} \left(\frac{1}{\kappa} - \frac{1}{\kappa_c} \right). \quad (11)$$

The critical hopping parameter κ_c is determined by chiral extrapolations as discussed in Secs. IV and V. A

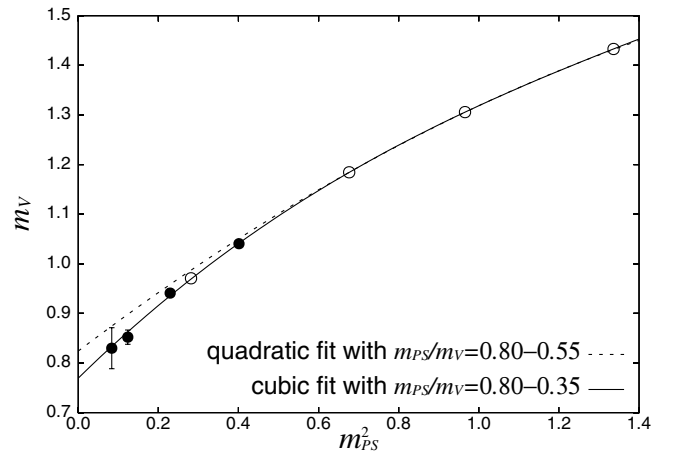


FIG. 20. Chiral extrapolation of vector meson mass in terms of pseudoscalar meson mass. Open symbols show the results obtained in the previous calculation [3].

TABLE VI. Parameters of polynomial chiral fits to vector meson mass. The first error is statistical and the second is a systematic one due to the higher order term for the chiral extrapolation.

m_{PS}/m_V	A^V	B^V	D^V	F^V	χ^2/dof	Q
0.80–0.35	0.770(15)(–6)	0.790(72)(+47)	–0.304(97)(–116)	0.063(39)(+113)	1.10/4	0.89

bare AWI quark mass is calculated using the fourth component of the improved axial-vector current,

$$A_4^{\text{imp}} = A_4 + c_A \partial_4 P, \quad (12)$$

where P is the pseudoscalar meson operator, Eq. (7) with $\Gamma = \gamma_5$, and ∂_4 is the symmetric lattice derivative. Then, $m_{\text{quark}}^{\text{AWI}}$ is obtained through

$$m_{\text{quark}}^{\text{AWI}} = \frac{m_{PS} C_A^s}{2C_P^s}. \quad (13)$$

The amplitudes C_A^s and C_P^s are calculated as follows. We determine the pseudoscalar meson mass m_{PS} and C_P^s by

$$\langle P^l(t) P^s(0)^\dagger \rangle = C_P^s \{ \exp(-m_{PS}t) + \exp[-m_{PS}(L_t - t)] \}, \quad (14)$$

where the superscripts l and s distinguish local and smeared operators. Keeping m_{PS} fixed, we extract C_A^s from

$$\langle A_4^{\text{imp},l}(t) P^s(0)^\dagger \rangle = C_A^s \{ \exp(-m_{PS}t) - \exp[-m_{PS}(L_t - t)] \}. \quad (15)$$

The renormalized quark masses in the $\overline{\text{MS}}$ scheme at 2 GeV are obtained as follows. The VWI up and down quark mass

$$m_{ud}^{\text{VWI}} = \frac{1}{2} \left(\frac{1}{\kappa_{ud}} - \frac{1}{\kappa_c} \right), \quad (16)$$

with κ_{ud} the hopping parameter at the physical point, is renormalized using one-loop renormalization constants and improvement coefficients at $\mu = 1/a$:

$$m_{ud}^{\text{VWI},\overline{\text{MS}}}(\mu = 1/a) = Z_m \left(1 + b_m \frac{m_{ud}^{\text{VWI}}}{u_0} \right) \frac{m_{ud}^{\text{VWI}}}{u_0}. \quad (17)$$

Similarly, the renormalized AWI quark mass is obtained by

$$m_{ud}^{\text{AWI},\overline{\text{MS}}}(\mu = 1/a) = \frac{Z_A(1 + b_A \frac{m_{ud}^{\text{VWI}}}{u_0})}{Z_P(1 + b_P \frac{m_{ud}^{\text{VWI}}}{u_0})} m_{ud}^{\text{AWI}}, \quad (18)$$

where m_{ud}^{AWI} is the value of $m_{\text{quark}}^{\text{AWI}}$ extrapolated to κ_{ud} . The determination of κ_{ud} is discussed in Secs. IV and V. Since nonperturbative values for the renormalization coefficient Z_A and the improvement parameters c_A , b_A , etc. are not available for our combination of actions in two-flavor QCD, we adopt one-loop perturbative values calculated

in Refs. [39,40] improved with the tadpole procedure using u_0 given in Eq. (4). The $\overline{\text{MS}}$ quark masses at $\mu = 1/a$ are evolved to $\mu = 2$ GeV using the four-loop beta function [41,42].

C. Decay constants

The pseudoscalar meson decay constant is calculated by

$$f_{PS} = 2\kappa u_0 Z_A \left(1 + b_A \frac{m_{\text{quark}}^{\text{VWI}}}{u_0} \right) \frac{C_A^s}{C_P^s} \sqrt{\frac{C_P^l}{m_{PS}}}, \quad (19)$$

where C_P^l is determined by

$$\langle P^l(t) P^l(0)^\dagger \rangle = C_P^l \{ \exp(-m_{PS}t) + \exp[-m_{PS}(L_t - t)] \}, \quad (20)$$

keeping m_{PS} fixed to the value from $\langle P^l(t) P^s(0)^\dagger \rangle$.

The vector meson decay constant f_V is defined as

$$\langle 0 | V_i | V \rangle = \epsilon_i f_V m_V, \quad (21)$$

where ϵ_i is a polarization vector. The procedure to obtain the vector meson decay constant is parallel to that for f_{PS} . The vector meson correlator with a smeared source is fitted with

$$\langle V^l(t) V^s(0)^\dagger \rangle = C_V^s \{ \exp(-m_V t) + \exp[-m_V(L_t - t)] \}, \quad (22)$$

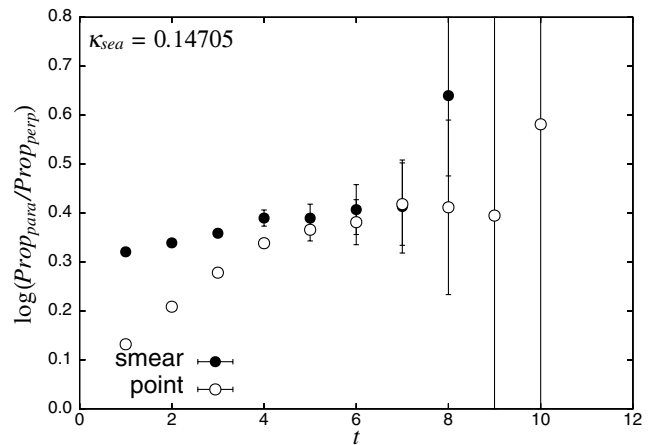


FIG. 21. Ratio of vector meson correlators with momentum $2\pi/L$ and the polarization parallel and perpendicular to it.

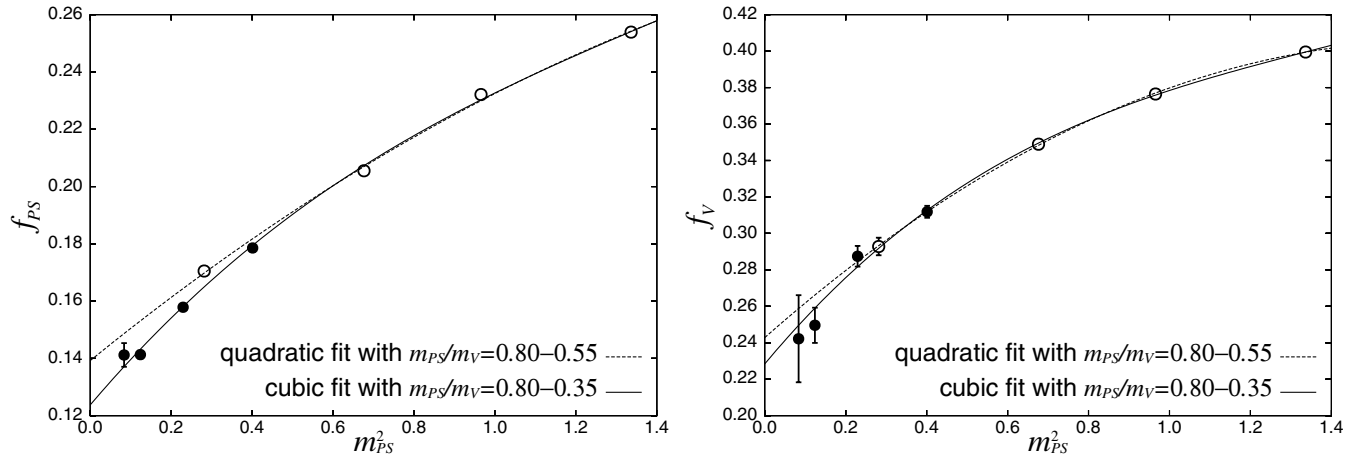


FIG. 22. Chiral extrapolation of pseudoscalar (left panel) and vector (right panel) meson decay constants. Open symbols show the results obtained in the previous calculation [3].

which determines m_V and C_V^l . Using m_V as an input we fit the correlator

$$\langle V^l(t)V^l(0)^\dagger \rangle = C_V^l \{ \exp(-m_V t) + \exp[-m_V(L_t - t)] \}, \quad (23)$$

where the amplitude C_V^l is the only fit parameter. A renormalized vector meson decay constant is then obtained through

$$f_V = 2\kappa u_0 Z_V \left(1 + b_V \frac{m_{VWI}}{u_0} \right) \sqrt{\frac{C_V^l}{m_V}}, \quad (24)$$

where we also use one-loop perturbative values for Z_V and b_V [39,40]. We do not include the improvement term $c_V \tilde{\partial}_\nu T_{n\mu\nu}$ because the corresponding correlator is not measured.

D. Static quark potential

We calculate the static quark potential $V(r)$ from the temporal Wilson loops $W(r, t)$

$$W(r, t) = C(r) \exp[-V(r)t]. \quad (25)$$

We apply the smearing procedure of Ref. [43]. The number of smearing steps is fixed to its optimum value $N_{\text{opt}} = 2$ at which the overlap to the ground state $C(r)$ takes the largest value. Let us define an effective potential

$$V_{\text{eff}}(r, t) = \log[W(r, t)/W(r, t+1)]. \quad (26)$$

Examples of V_{eff} are plotted in Fig. 7, from which we take the lower cut of $t_{\text{min}} = 2$. As shown in Fig. 8, we do not observe any clear indication of the string breaking. Therefore, we carry out a correlated fit to

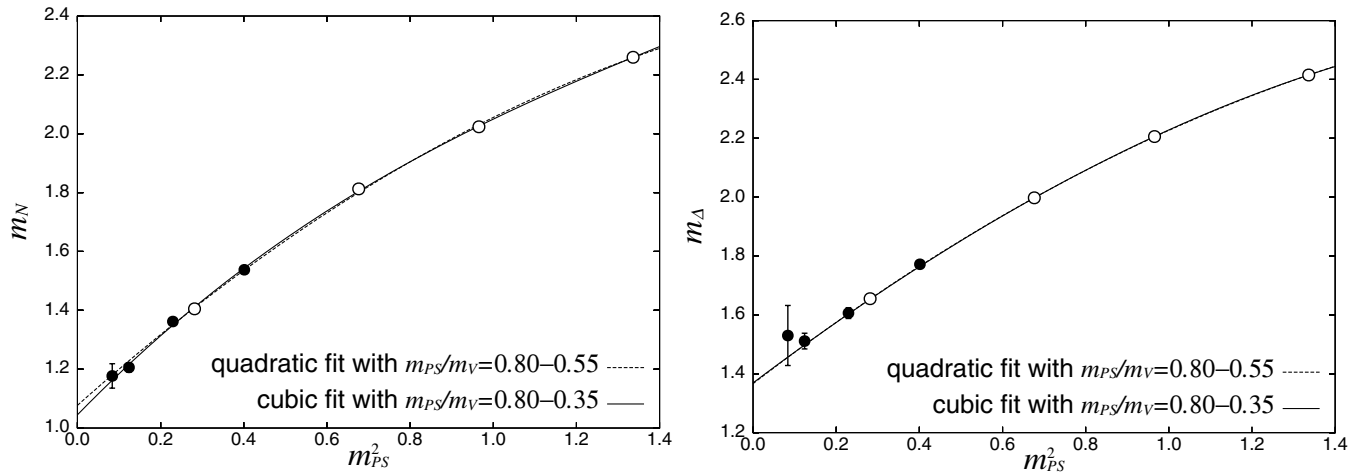


FIG. 23. Chiral extrapolation of octet (left panel) and decuplet (right panel) baryon masses. Open symbols are the results in our previous study [3].

TABLE VII. Parameters of polynomial chiral fits to pseudoscalar and vector meson decay constants.

m_{PS}/m_V	$A^{f_{ps}}$	$B^{f_{ps}}$	$D^{f_{ps}}$	$F^{f_{ps}}$	χ^2/dof	Q
0.80–0.35	0.1239(26)(−83)	0.165(17)(+86)	−0.076(27)(−264)	0.018(12)(+296)	17.2/4	0.0018
m_{PS}/m_V	A^{fv}	B^{fv}	D^{fv}	F^{fv}	χ^2/dof	Q
0.80–0.35	0.228(12)(−15)	0.265(59)(+127)	−0.156(85)(−336)	0.039(35)(+340)	2.31/4	0.68

TABLE VIII. Parameters of polynomial chiral fits to octet and decuplet baryon masses.

m_{PS}/m_V	A^{oct}	B^{oct}	D^{oct}	F^{oct}	χ^2/dof	Q
0.80–0.35	1.051(23)(+21)	1.41(12)(−19)	−0.51(18)(+56)	0.097(78)(−591)	4.96/4	0.29
m_{PS}/m_V	A^{dec}	B^{dec}	D^{dec}	F^{dec}	χ^2/dof	Q
0.80–0.35	1.381(37)(+8)	1.03(19)(−7)	−0.17(29)(+18)	−0.022(126)(−186)	0.75/4	0.95

$V(r) = V_{\text{eff}}(r, t_{\text{min}})$ with

$$V(r) = V_0 - \frac{\alpha}{r} + \sigma r. \quad (27)$$

Here we do not include the lattice correction to the Coulomb term calculated perturbatively from one lattice-gluon exchange diagram [44], since rotational symmetry is well restored for our RG-improved action. The Sommer scale r_0 is defined through [45]

$$r_0^2 \left. \frac{dV(r)}{dr} \right|_{r=r_0} = 1.65. \quad (28)$$

We determine r_0 from the parametrization of the potential $V(r)$:

$$r_0 = \sqrt{\frac{1.65 - \alpha}{\sigma}}. \quad (29)$$

The lower cut of the fit range in Eq. (27) is determined as $r_{\text{min}} = \sqrt{2}$ from inspection of the r_{min} dependence of r_0 . With $r_{\text{min}} < \sqrt{2}$, χ^2/dof takes an unacceptably large value, while α becomes ill-determined with $r_{\text{min}} > \sqrt{3}$. On the other hand, the r_{max} dependence of r_0 is mild. Therefore, we fix r_{max} to $N_s/2$. We estimate the systematic error of the fit as follows. The fit of Eq. (27) is repeated with other choices of the range: $t_{\text{min}} = 3$ or $r_{\text{min}} = \sqrt{3}$. The variations in the resulting parameters and r_0 are taken as systematic errors. The parameters in Eq. (27) and r_0 are presented in Table II.

E. Autocorrelation

The autocorrelation in our data is studied by the cumulative autocorrelation time,

$$\tau_{\mathcal{O}}^{\text{cum}}(\Delta t_{\text{max}}) = \frac{1}{2} + \sum_{\Delta t=1}^{\Delta t_{\text{max}}} \rho_{\mathcal{O}}(\Delta t), \quad (30)$$

where $\rho_{\mathcal{O}}(t)$ is the autocorrelation function,

$$\rho_{\mathcal{O}}(\Delta t) = \frac{\Gamma_{\mathcal{O}}(\Delta t)}{\Gamma_{\mathcal{O}}(0)}, \quad (31)$$

$$\Gamma_{\mathcal{O}}(\Delta t) = \langle [\mathcal{O}(t) - \langle \mathcal{O} \rangle][\mathcal{O}(t + \Delta t) - \langle \mathcal{O} \rangle] \rangle.$$

A conventional choice for Δt_{max} is the first point where $\rho_{\mathcal{O}}$ vanishes because $\rho_{\mathcal{O}}$ should be positive when the statistics are sufficiently high. We take $\Delta t_{\text{max}} = 50$ from the plaquette shown in Fig. 9. In Table III, we give $\tau_{\mathcal{O}}^{\text{cum}}$ for (i) the plaquette which is measured at every trajectory, (ii) the pseudoscalar meson propagators at $t = N_t/4$, and (iii) the temporal Wilson loop with $(r, t) = (2, 2)$. Figure 10 shows the autocorrelation time for the plaquette. Combining the previous (open circles) and the new (filled circles) data, we observe a trend of increase for smaller quark masses. A sharp rise expected toward the chiral limit, however, is not seen. Our statistics may not be sufficient to estimate autocorrelation times reliably near the chiral limit.

The bin size dependence of the jackknife errors of hadron masses and Wilson loops is exhibited in Fig. 11. The jackknife errors reach plateaus at bin size of 50–100 trajectories. The situation is similar on $16^3 \times 24$.

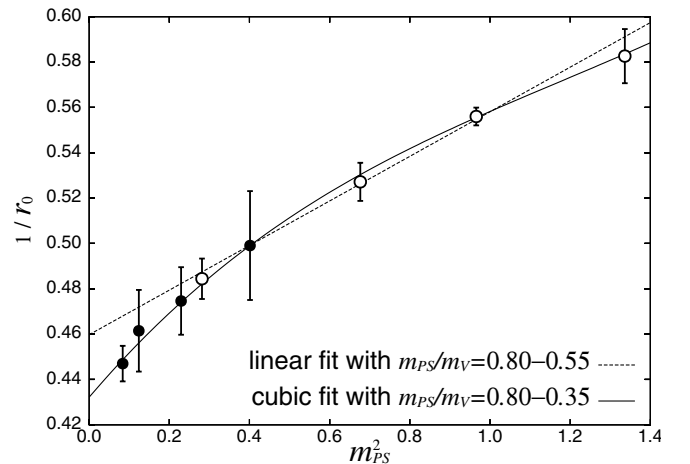


FIG. 24. Chiral extrapolation of r_0 . Open symbols are the results in our previous study [3].

TABLE IX. Parameters of polynomial chiral extrapolation of r_0 .

m_{PS}/m_V	A_{r_0}	B_{r_0}	D_{r_0}	F_{r_0}	χ^2/dof	Q
0.80–0.35	0.432(12)(−7)	0.207(89)(+99)	−0.11(14)(−32)	0.032(64)(+364)	0.37/4	0.99

 TABLE X. Results of physical quantities obtained by polynomial chiral fits using data at $m_{PS}/m_V = 0.80–0.35$. The results of the previous quadratic fits at $m_{PS}/m_V = 0.80–0.55$ [3] are also shown. The first error is statistical and the second is a systematic one due to the higher order term for the chiral extrapolation. Only statistical errors are given for the previous results.

	Quartic fit (this study) ^a	Quadratic fit [3]	Difference
Fit range in m_{PS}/m_V	0.80–0.35	0.80–0.55	
a_ρ [fm]	0.2007(38)(−14)	0.2150(22)	−7%(6.5 σ)
κ_{ud}	0.147440(13)(+7)	0.147540(16)	−0.1%(6.3 σ)
$m_{ud}^{\text{VWI,MS}}(\mu = 2 \text{ GeV})$ [MeV]	1.796(51)(+18)	2.277(27)	−21%(18 σ)
$m_{ud}^{\text{AWI,MS}}(\mu = 2 \text{ GeV})$ [MeV]	2.927(53)(−55)	3.094(35)	−6%(4.8 σ)
f_π [GeV]	0.1248(31)(−59)	0.1288(33)	−3%(1.2 σ)
f_ρ [GeV]	0.2294(74)(−111)	0.2389(47)	−4%(2.0 σ)
m_N [GeV]	1.060(27)(+24)	1.016(16)	+4%(2.8 σ)
m_Δ [GeV]	1.377(39)(+16)	1.270(23)	+8%(4.7 σ)

^aFor vector meson masses, decay constants, and baryon masses, we employ cubic fit functions in m_{PS}^2 as Eqs. (34)–(36).

Therefore, we take the bin size of 100 trajectories in the error analysis.

F. Finite-size effects

In Figs. 12 and 13, we present meson and AWI quark masses as a function of the spatial volume. The results obtained on $12^3 \times 24$ and $16^3 \times 24$ lattices are mutually consistent within errors. For baryons, there may be some indication in our data at $m_{PS}/m_V = 0.50$ ($\kappa_{\text{sea}} = 0.14660$) that the light baryon masses m_N and m_Δ decrease by 1%–3% (0.8–3.1 σ) as shown in Fig. 14. The effect is only around 2 σ , and higher statistics are needed to confirm if the difference can be attributed to finite-size effects. Finite-size effects in r_0 are expected to be much smaller than those in hadron masses. Our results in Fig. 15 confirm this. In the following analysis, we use data obtained on the $12^3 \times 24$ lattice.

IV. CHIRAL EXTRAPOLATION WITH POLYNOMIALS

Extrapolation of the lattice simulation data to physical values requires some parametrization of the data as functions of the quark mass. In this section, we employ polynomials in quark masses. We work with the two data sets, the one obtained in the previous work that covers $m_{PS}/m_V = 0.80–0.55$ (the large quark mass data set), and the other obtained in the present work that covers $m_{PS}/m_V = 0.60–0.35$ (the small quark mass data set), and with the combined data set of the two. For the large mass data set we borrow the fit from the previous work.

We fit hadron masses in lattice units rather than those normalized by r_0 . With our choice of the improved actions, r_0 exhibits only a mild sea quark mass dependence as shown below in Sec. IV C, and hence introducing r_0 does not change convergence of chiral extrapolations. From the practical side, r_0 suffers from a large systematic error on coarse lattices with $a = 0.2$ fm. Hence, fits be-

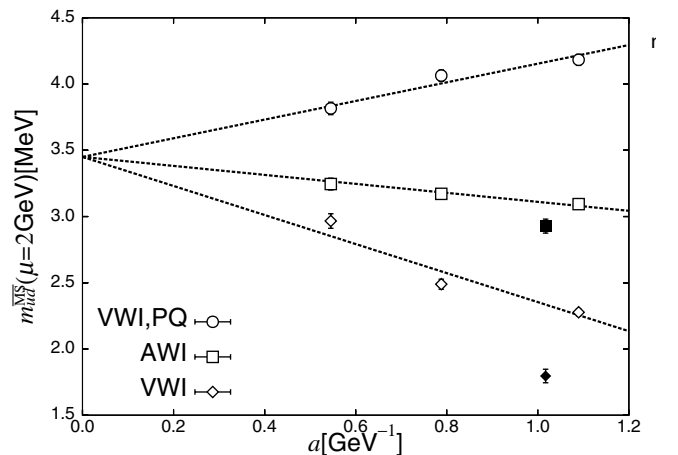


FIG. 25. Comparison of degenerate up and down quark masses obtained by chiral extrapolations with polynomials. Open symbols show the results obtained in the previous calculation [3] and filled symbols are our new results. Lines are combined linear continuum extrapolations in the previous calculation.

TABLE XI. Chiral extrapolation of pseudoscalar meson masses and decay constants based on the continuum ChPT formulas at one-loop with $m_{\text{quark}} = m_{\text{quark}}^{AWI}$ and $m_{\text{quark}} = m_{\text{quark}}^{VWI}$. κ_c has been determined with m_{quark}^{AWI} . The value of κ_c is shown in Table IV.

m_{PS}/m_V	B_0^{AWI}	f^{AWI}	Λ_3^{AWI}	Λ_4^{AWI}	χ^2/dof	Q
0.80–0.35	3.838(15)	0.12162(47)	1.553(10)	2.633(15)	849/12	10^{-174}
0.60–0.35	3.398(52)	0.1130(20)	0.902(71)	2.591(98)	11.2/6	0.083
m_{PS}/m_V	B_0^{VWI}	f^{VWI}	Λ_3^{VWI}	Λ_4^{VWI}	χ^2/dof	Q
0.80–0.35	6.886(22)	0.13225(35)	2.4018(85)	2.463(11)	1417/12	10^{-296}
0.60–0.35	6.582(87)	0.1145(18)	1.645(83)	2.262(72)	17.5/6	0.0076

come less constraining if hadron masses are normalized by r_0 .

A. Pseudoscalar meson mass and AWI quark mass

A quadratic form fitted well our previous lattice data of the pseudoscalar meson mass with a reasonable $\chi^2/\text{dof} \sim 1$ [3]. As shown in Fig. 16, however, our new data at small sea quark masses deviate significantly from the quadratic fit. Inclusion of the small quark mass data set in the quadratic fit rapidly increases χ^2/dof to ~ 10 . In addition, the determination of the critical hopping parameter κ_c becomes unstable as shown in Fig. 17. A reasonable χ^2/dof and a stable fit are achieved only when we extend the polynomial to quartic,

$$m_{PS}^2 = B^{PS} m_{\text{quark}}^{VWI} + C^{PS} (m_{\text{quark}}^{VWI})^2 + D^{PS} (m_{\text{quark}}^{VWI})^3 + E^{PS} (m_{\text{quark}}^{VWI})^4, \quad (32)$$

where m_{quark}^{VWI} is given in Eq. (11) and κ_c is taken as a fit parameter. The quartic polynomial provides the best fit among our tests varying the order of polynomials.

Since m_{PS}^2 may be affected by the logarithmic singularity of ChPT, we examine the convergence of extrapolations, i.e., whether it depends on the order of polynomials, using m_{quark}^{AWI} that has no logarithmic singularities. Along with the case of m_{PS}^2 , the new data at small quark masses deviate from the quadratic fit obtained from the large quark mass data, as depicted in Fig. 18. We fit m_{quark}^{AWI} by

$$m_{\text{quark}}^{AWI} = B^{AWI} m_{\text{quark}}^{VWI} + C^{AWI} (m_{\text{quark}}^{VWI})^2 + D^{AWI} (m_{\text{quark}}^{VWI})^3 + E^{AWI} (m_{\text{quark}}^{VWI})^4. \quad (33)$$

The fit range and order dependence are given in Fig. 19. $(m_{\text{quark}}^{VWI})^4$ terms are needed again to obtain a reasonable χ^2/dof .

We find that κ_c determined from m_{PS}^2 agrees with that from m_{quark}^{AWI} within errors. Hence, we simultaneously fit m_{PS}^2 and m_{quark}^{AWI} to determine κ_c . The resulting independent and simultaneous fits to m_{PS}^2 and m_{quark}^{AWI} are presented in Tables IV and V, respectively. The difference in mass

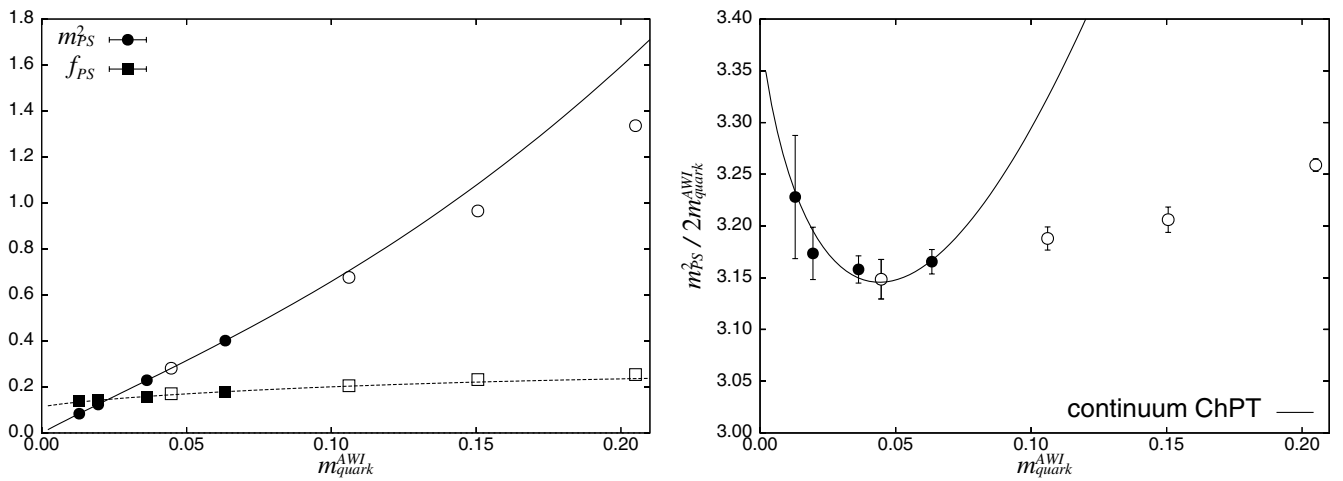


FIG. 26. Test of simultaneous continuum ChPT fit to pseudoscalar meson mass and decay constant. In this plot, quark mass defined through the axial-vector Ward identity is used. The right panel shows the ratio $m_{PS}^2/2m_{\text{quark}}^{AWI}$ to focus on the chiral logarithm behavior. Open symbols are the results obtained in our previous study [3].

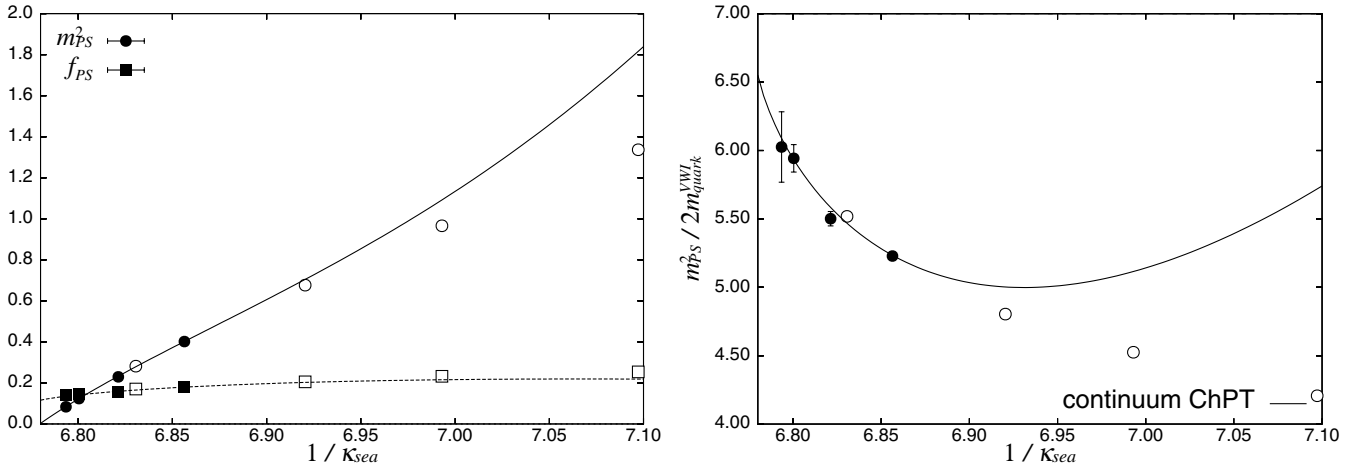


FIG. 27. Test of simultaneous continuum ChPT fit with the quark mass defined through the vector Ward identity. Open symbols are the results obtained in our previous study [3].

from the fits including $(m_{\text{quark}}^{\text{AWI}})^5$ is taken as systematic errors. These errors represent only uncertainties within polynomial extrapolations. As shown in Sec. VB, WChPT fits sometimes lead to values beyond these systematic errors.

B. Vector meson mass

We fit vector meson mass with a cubic polynomial in m_{PS}^2 ,

$$m_V = A^V + B^V m_{PS}^2 + D^V m_{PS}^4 + F^V m_{PS}^6, \quad (34)$$

with the results shown in Fig. 20 and Table VI. As in the case of m_{PS}^2 and $m_{\text{quark}}^{\text{AWI}}$, systematic deviations from the

previous fit are observed, although the difference (7% or 3.6σ in the chiral limit) is smaller. Inclusion of terms m_{PS}^4 and m_{PS}^6 gives a good fit with a satisfactory Q . We estimate the systematic error from higher order terms by the difference from the fit with the m_{PS}^8 term.

The effects of vector meson decays are not considered in the fit. If a vector meson decays into two pseudoscalar mesons, a vector meson with the momentum $p = 2\pi/L$ will take a different energy depending on whether it is polarized parallel or perpendicular to the momentum direction, because of mixing of one vector meson state and two pseudoscalar meson state [46,47]. We find no indication of vector meson decays as shown in Fig. 21. Our sea quark masses and the lattice size do not seem to be enough to allow the decay.

C. Decay constants, baryon masses, and Sommer scale

Chiral extrapolations are carried out for pseudoscalar and vector meson decay constants and octet and decuplet baryon masses using cubic polynomials in m_{PS}^2 ,

$$f_{PS,V} = A^{f_{PS,V}} + B^{f_{PS,V}} m_{PS}^2 + D^{f_{PS,V}} m_{PS}^4 + F^{f_{PS,V}} m_{PS}^6, \quad (35)$$

$$m_{\text{oct,dec}} = A^{\text{oct,dec}} + B^{\text{oct,dec}} m_{PS}^2 + D^{\text{oct,dec}} m_{PS}^4 + F^{\text{oct,dec}} m_{PS}^6. \quad (36)$$

TABLE XII. Parameters of chiral fits to vector meson mass based on continuum ChPT.

m_{PS}/m_V	A^V	B^V	C^V	χ^2/dof	Q
0.80–0.35	0.7692(86)	0.897(32)	−0.346(23)	1.39/5	0.93
0.60–0.35	0.731(45)	1.31(49)	−0.85(60)	0.33/2	0.85

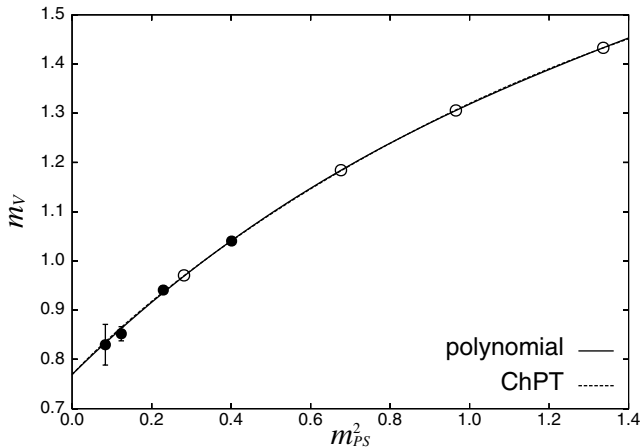


FIG. 28. Chiral extrapolation of vector meson mass with a polynomial in Eq. (35) and a function motivated by ChPT in Eq. (43). Open symbols are the results obtained in our previous study [3].

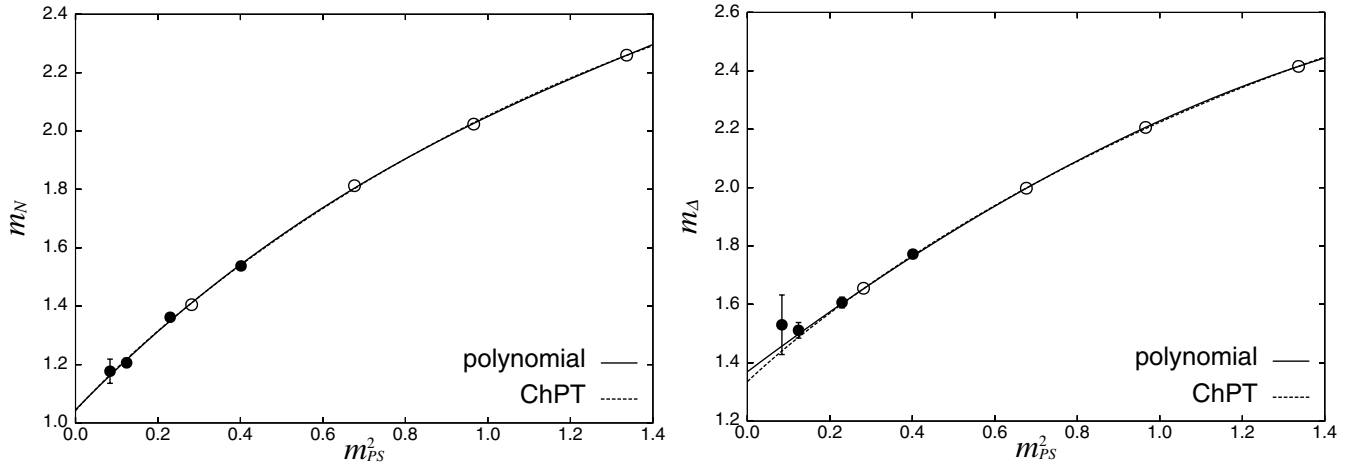


FIG. 29. Chiral extrapolation of octet (left panel) and decuplet (right panel) baryon masses with polynomials in Eq. (36) and functions motivated by ChPT in Eq. (44). Open symbols are the results obtained in our previous study [3].

The results are presented in Figs. 22 and 23 and Tables VII and VIII. While the decay constants show clear deviations from the previous fit, baryon masses are almost on the fit. We gather that the latter is an accidental effect that is caused by a compensation of the downward shift of baryon masses expected toward a small quark mass with an upward finite-size shift caused by a somewhat too small lattice ($L = 2.4$ fm) for baryons (see Sec. III F).

The Sommer scale r_0 is often extrapolated linearly in m_{PS}^2 . Since we find a curvature in our data, however, we adopt the same form as that for the vector meson masses:

$$\frac{1}{r_0} = A^{r_0} + B^{r_0} m_{PS}^2 + D^{r_0} m_{PS}^4 + F^{r_0} m_{PS}^6. \quad (37)$$

The results are seen in Fig. 24 and Table IX.

TABLE XIII. Parameters of chiral fits to octet and decuplet baryon masses based on continuum ChPT.

m_{PS}/m_V	A^{oct}	B^{oct}	C^{oct}	χ^2/dof	Q
0.80–0.35	1.043(14)	1.641(68)	−0.632(51)	5.13/5	0.40
0.60–0.35	1.011(52)	2.08(59)	−1.23(74)	2.23/2	0.33
m_{PS}/m_V	A^{dec}	B^{dec}	C^{dec}	χ^2/dof	Q
0.80–0.35	1.351(20)	1.353(88)	−0.481(66)	1.24/5	0.94
0.60–0.35	1.428(86)	0.52(93)	0.53(1.15)	0.23/2	0.89

TABLE XIV. Results of physical quantities obtained by continuum one-loop ChPT chiral fits using data at $m_{PS}/m_V = 0.60\text{--}0.35$. For the $m_{\text{quark}} = m_{\text{quark}}^{\text{VWI}}$ case, κ_c has been fixed to the value determined from the quartic fit to $m_{\text{quark}}^{\text{AWI}}$ shown in Table IV. The errors are statistical.

	Continuum ChPT ($m_{\text{quark}} = m_{\text{quark}}^{\text{AWI}}$)	Continuum ChPT ($m_{\text{quark}} = m_{\text{quark}}^{\text{VWI}}$)
a_ρ [fm]	0.192(10)	
κ_{ud}	0.147 445(14)	0.147 443 1(65)
$m_{ud}^{\text{VWI,MS}}(\mu = 2 \text{ GeV})$ [MeV]	1.609(89)	1.625(81)
$m_{ud}^{\text{AWI,MS}}(\mu = 2 \text{ GeV})$ [MeV]	2.66(13)	2.68(13)
f_π [GeV]	0.1219(64)	0.1231(65)
m_N [GeV]	1.074(69)	
m_Δ [GeV]	1.47(11)	

TABLE XV. Parameters of chiral fits to pseudoscalar meson and AWI quark masses based on WChPT.

m_{PS}/m_V	κ_c	A	ω_0	ω_1^{PS}	ω_1^{AWI}	Λ_0	Λ_3	Λ_3^{AWI}	χ^2/dof	Q
0.80–0.35	0.147 445(27)	6.312(44)	−0.40(13)	−2.0(1.4)	−2.0(1.4)	0.91(35)	1.95(15)	1.77(23)	11.9/8	0.16

TABLE XVI. Parameters of chiral fits to pseudoscalar meson decay constants based on WChPT. κ_c and A have been fixed to the values in Table XV.

m_{PS}/m_V	f	$\omega_1^{f_{PS}}$	Λ_4	χ^2/dof	Q
0.80–0.35	0.1233(17)	3.73(30)	2.44(13)	18.1/5	0.0028

D. Results at the physical point

The physical point is defined by empirical pion and ρ meson masses, $M_\pi = 0.1350$ GeV and $M_\rho = 0.7711$ GeV. With our polynomial fit, the physical point m_π for m_{PS} is determined by solving the equation,

$$\frac{m_\pi}{A^V + B^V m_\pi^2 + D^V m_\pi^4 + F^V m_\pi^6} = \frac{M_\pi}{M_\rho}. \quad (38)$$

The ρ meson mass at the physical point m_ρ is obtained by Eq. (35) with $m_{PS} = m_\pi$, which determines the lattice spacing $a_\rho = 0.2007(38)$ fm. The lattice spacing can also be determined from r_0 taking its phenomenological value $R_0 = 0.49$ fm. Using Eq. (38) instead of Eq. (35), we have

$$\frac{m_\pi}{A^{r_0} + B^{r_0} m_\pi^2 + D^{r_0} m_\pi^4 + F^{r_0} m_\pi^6} = M_\pi R_0. \quad (39)$$

Substitution of m_π to Eq. (37) leads to r_0 at the physical point, yielding an alternative lattice spacing a_{r_0} , $a_{r_0} = 0.2119(61)$ fm, which is consistent with a_ρ within 2σ .

We calculate m_{ud}^{VWI} using κ_{ud} defined by $m_{PS}(\kappa_{ud}) = m_\pi$, and m_{quark}^{AWI} by Eq. (34), and then convert to renormalized quark masses in the $\overline{\text{MS}}$ scheme at 2 GeV (see Sec. III B). Table X presents a summary of the parameters at the physical point, obtained with polynomial extrapolations, together with comparisons with the quadratic fit in the previous work. The difference between old and new

results is generally 4%–8% except for the VWI quark mass for which a difference more than 20% is observed (see Fig. 25). The latter is caused by a shift of κ_c , with which even a small shift leads to an amplified change in the mean up and down quark mass.

V. CHIRAL EXTRAPOLATION BASED ON CHPT

We first examine the one-loop formulas from continuum ChPT, which have already been tested in [11,22]. We then attempt a fit based on WChPT including effects of $O(a^2)$ chiral symmetry violation due to the Wilson term.

A. ChPT extrapolation

The one-loop formulas [12,14] derived from ChPT in the continuum limit are

$$\frac{m_{PS}^2}{2B_0 m_{quark}} = 1 + \frac{1}{2} \frac{2B_0 m_{quark}}{(4\pi f)^2} \log \frac{2B_0 m_{quark}}{\Lambda_3^2} \quad (40)$$

$$f_{PS} = f \left(1 - \frac{2B_0 m_{quark}}{(4\pi f)^2} \log \frac{2B_0 m_{quark}}{\Lambda_4^2} \right), \quad (41)$$

where B_0 , f , Λ_3 , and Λ_4 are parameters to be obtained by fits. The coefficient 1/2 in front of the logarithm is a distinctive prediction of ChPT. Since several parameters are common in the two formulas, we fit m_{PS}^2 and f_{PS} simultaneously. Correlations between m_{PS}^2 and f_{PS} are neglected in the fits for simplicity. Thus, the χ^2/dof serves only as a guide to judge the relative quality of the fits. We estimate the errors by the jackknife method. We try both m_{quark}^{AWI} and m_{quark}^{VWI} (Cases 1 and 2 in what follows) for m_{quark} that appears in these formulas. For $m_{quark} = m_{quark}^{VWI}$, we use κ_c determined in Eq. (34) since

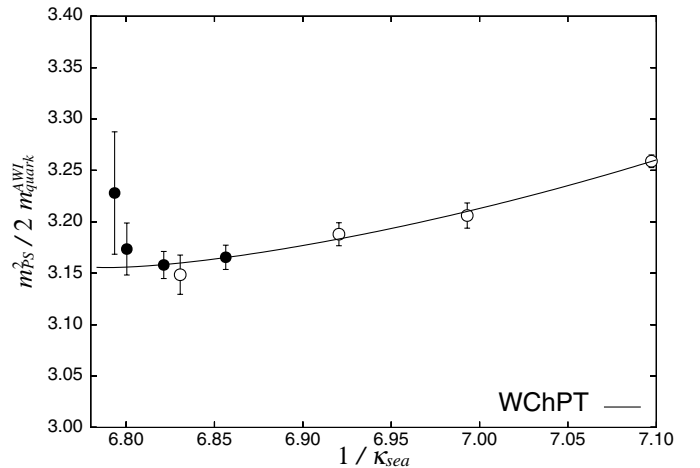
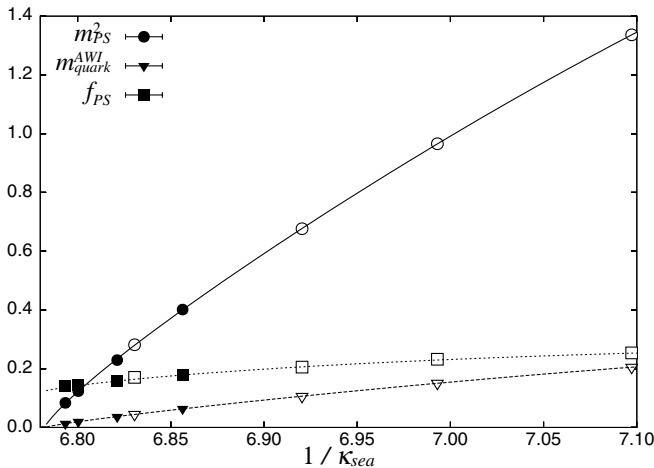


FIG. 30. Test of the WChPT fit to pseudoscalar meson mass, AWI quark mass, and decay constant. The right panel shows the ratio $m_{PS}^2/2m_{quark}^{AWI}$ to focus on the chiral logarithm behavior. Open symbols are the results obtained in our previous study [3].

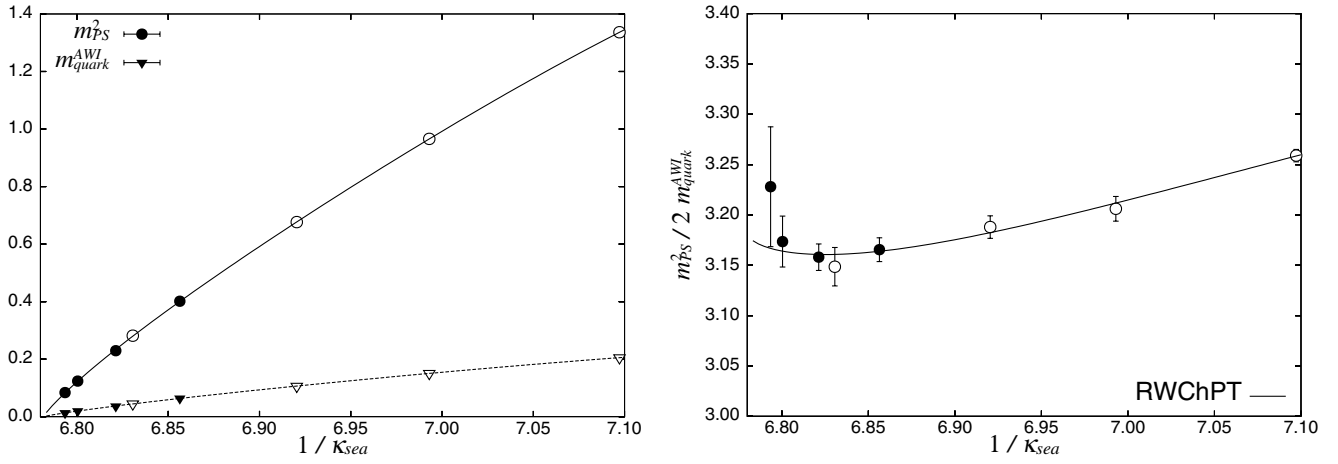


FIG. 31. Test of the resummed WChPT fit to pseudoscalar meson mass and AWI quark mass. The right panel shows the ratio $m_{PS}^2/2m_{quark}^{AWI}$ to focus on the chiral logarithm behavior. Open symbols are the results obtained in our previous study [3].

m_{quark}^{AWI} has no logarithmic singularities in ChPT. From the fits summarized in Table XI, we find:

Case 1: ($m_{quark} = m_{quark}^{AWI}$): When we fit the data over the whole range $m_{PS}/m_V = 0.80-0.35$, we are led to a large $\chi^2/\text{dof} \sim 70$. By restricting the fitting interval to $m_{PS}/m_V = 0.60-0.35$, we obtain a reasonable fit with $\chi^2/\text{dof} = 1.9$, which is plotted in Fig. 26. As one observes in the second panel of this figure, which shows $m_{PS}^2/2m_{quark}^{AWI}$ appearing in the left-hand side of Eq. (40), the chiral logarithm may be visible only at $m_{PS}/m_V \lesssim 0.40$.

Case 2: ($m_{quark} = m_{quark}^{VWI}$): In contrast to Case 1, $m_{PS}^2/2m_{quark}^{VWI}$ increases toward the chiral limit in the whole mass range, which is seen in Fig. 27. Nevertheless, the situation is similar. A fit over the whole range $m_{PS}/m_V = 0.80-0.35$ leads to $\chi^2/\text{dof} \sim 100$. To obtain an acceptable fit, we have to remove the data at large quark masses. The best fit obtained for the range $m_{PS}/m_V = 0.60-0.35$ is shown in Fig. 27.

In neither case do we draw the clear evidence for the chiral logarithm for pseudoscalar mesons.

For the vector meson, we adopt the formula based on ChPT in the static limit [48]:

$$m_V = A^V + B^V m_{PS}^2 + C^V m_{PS}^3. \quad (42)$$

This cubic form describes our data well as shown in Fig. 28 (see Table XII for numbers).

For octet and decuplet baryons, we employ a similar cubic formula [49]

$$m_{\text{oct,dec}} = A^{\text{oct,dec}} + B^{\text{oct,dec}} m_{PS}^2 + C^{\text{oct,dec}} m_{PS}^3, \quad (43)$$

which also reproduces our data well (Fig. 29 and Table XIII).

In order to present predictions at the physical point, we carry out extrapolations using the data at $m_{PS}/m_V = 0.60-0.35$. From Eq. (42) the physical point m_π for m_{PS} is given by

$$\frac{m_\pi}{A^V + B^V m_\pi^2 + C^V m_\pi^3} = \frac{M_\pi}{M_\rho}. \quad (44)$$

TABLE XVII. Parameters of chiral fits to pseudoscalar meson and AWI quark masses based on the resummed WChPT.

m_{PS}/m_V	κ_c	A	ω_0	ω_1^{PS}	ω_1^{AWI}	Λ_0	Λ_3	Λ_3^{AWI}	χ^2/dof	\mathcal{Q}
0.80–0.35	0.147459(20)	6.354(59)	0.542(46)	0.65(51)	0.42(49)	0.397(56)	0.15(15)	0.07(16)	11.0/8	0.20

TABLE XVIII. Parameters of chiral fits to pseudoscalar meson decay constants based on the resummed WChPT. κ_c and A have been fixed to the values in Table XVII.

m_{PS}/m_V	f	ω_1^{fPS}	Λ_4	χ^2/dof	\mathcal{Q}
0.80–0.35	0.1227(17)	3.78(30)	2.44(13)	18.2/5	0.0028

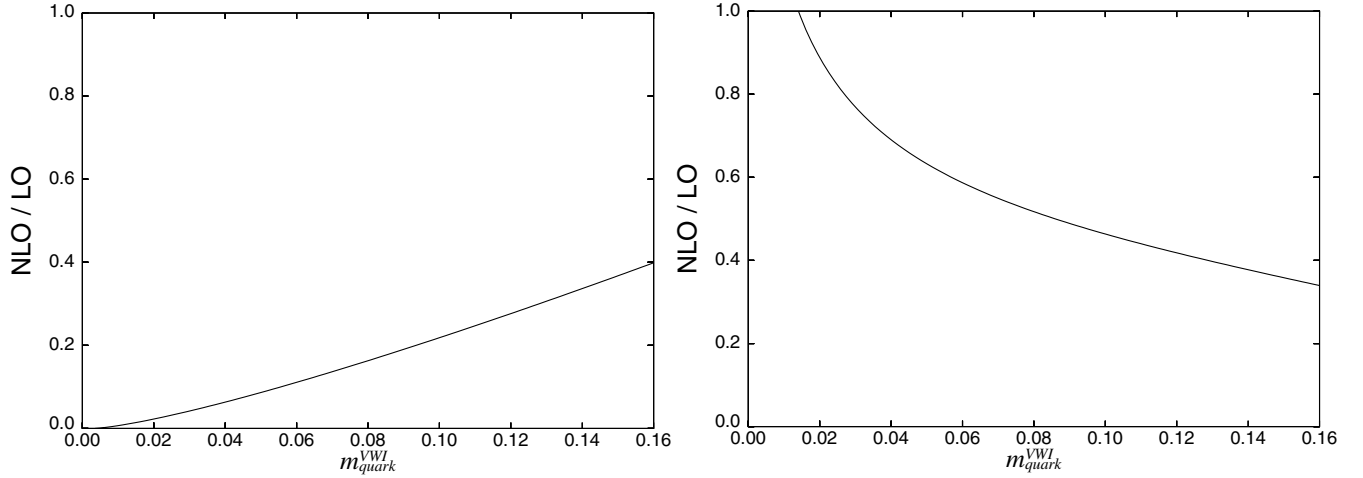


FIG. 32. Ratio of the next-to-leading order term to the leading one for m_{PS}^2 with the resummed WChPT formulas (left panel) and with WChPT formulas without resummation (right panel) as a function of m_{quark}^{AWI} .

The lattice spacing is determined to be $a_p^{\text{ChPT}} = 0.192(10)$ fm. For the vector meson, a fit for the whole range $m_{PS}/m_V = 0.80\text{--}0.35$ is acceptable, as seen in Table XII. We will use this fit in Sec. VB with $a_p^{\text{ChPT}} = 0.2009(21)$ fm for this case.

The masses of nonstrange baryons N and Δ are determined by substituting m_π to m_{PS} in Eq. (43). The bare quark mass at the physical point m_{ud} and the pion decay constant f_π are obtained from Eqs. (40) and (41). Renormalized quark masses are calculated with m_{ud} as in the case of polynomial extrapolations. These results are compiled in Table XIV.

We observe 5%–10% differences between the ChPT fits over $m_{PS}/m_V = 0.60\text{--}0.35$ and the quadratic polynomial fits over $m_{PS}/m_V = 0.80\text{--}0.55$ obtained in the previous work. The numbers are tabulated in Table X. These differences are similar in magnitude to those we found with higher order polynomial extrapolations using the whole range $m_{PS}/m_V = 0.80\text{--}0.35$. An exception is the VWI

quark mass on which we shall make a further comment below.

B. WChPT extrapolation

1. WChPT without resummation

ChPT adapted to Wilson-type quark actions on the lattice (WChPT) has been addressed in Refs. [15–18]. An important point [18] is that $O(a^2)$ chiral breaking terms in the chiral Lagrangian are essential to generate the parity-flavor breaking phase transition [15], which is necessary to explain the existence of massless pions for Wilson-type quark actions [50–52]. Therefore, we must include the $O(a^2)$ terms in the leading order. In this counting scheme, the one-loop formulas read [18]

$$m_{PS}^2 = Am_{quark}^{VWI} \left[1 + \omega_1^{PS} m_{quark}^{VWI} \log\left(\frac{Am_{quark}^{VWI}}{\Lambda_3^2}\right) + \omega_0 \log\left(\frac{Am_{quark}^{VWI}}{\Lambda_0^2}\right) \right], \quad (45)$$

TABLE XIX. Results of physical quantities obtained by the resummed WChPT fits using data at $m_{PS}/m_V = 0.80\text{--}0.35$. The results are compared with the results of the resummed WChPT fits using our previous data at $m_{PS}/m_V = 0.80\text{--}0.55$.

	RWChPT	RWChPT ^a	Difference
Fit range in m_{PS}/m_V	0.80–0.35	0.80–0.55	
a_ρ [fm]	0.2009(21)	0.2022(38)	–1%(0.3 σ)
κ_{ud}	0.147 409(16)	0.147 36(22)	+0.03%(0.2 σ)
$m_{ud}^{VWI, \overline{\text{MS}}}(\mu = 2 \text{ GeV})$ [MeV]	1.314(99)	1.10(64)	+19%(0.3 σ)
$m_{ud}^{AWI, \overline{\text{MS}}}(\mu = 2 \text{ GeV})$ [MeV]	2.902(36)	2.945(60)	–1%(0.7 σ)
f_π [GeV]	0.1238(21)	0.1368(43)	–10%(3.0 σ)

^aFor $m_{PS}/m_V = 0.80\text{--}0.55$ data, we employ a restriction $\Lambda_3 = \Lambda_{3,AWI}$.

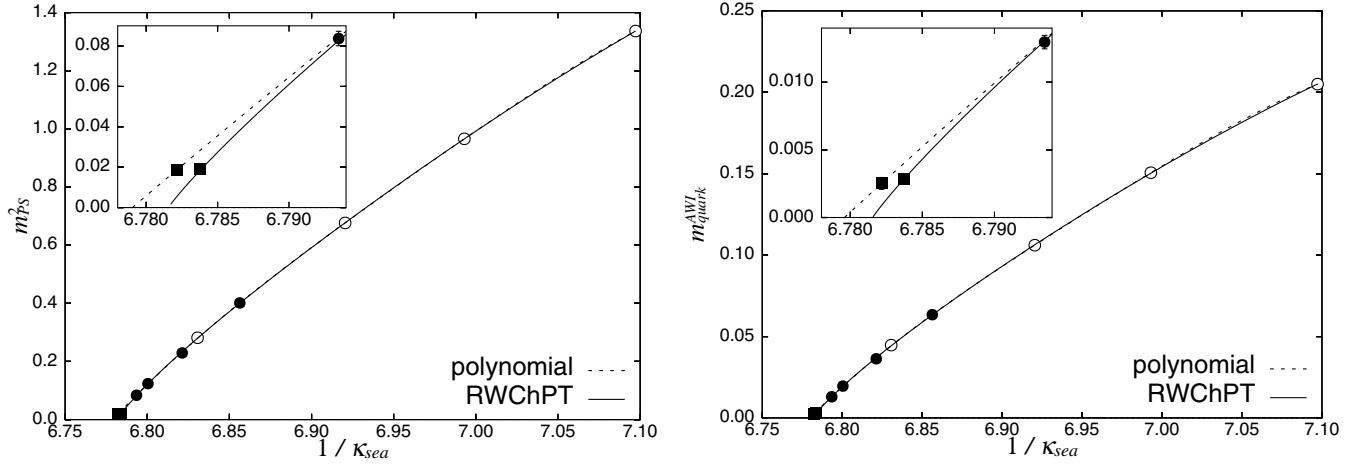


FIG. 33. Comparisons of the polynomial and the resummed WChPT fits to pseudoscalar meson mass and AWI quark mass determined at $m_{PS}/m_V = 0.80\text{--}0.35$. Circles show the lattice data and the square is the extrapolated result at the physical point. Open symbols are the results obtained in our previous study [3].

$$m_{\text{quark}}^{AWI} = m_{\text{quark}}^{VWI} \left[1 + \omega_1^{AWI} m_{\text{quark}}^{VWI} \log\left(\frac{A m_{\text{quark}}^{VWI}}{\Lambda_{3,AWI}^2}\right) + \omega_0 \log\left(\frac{A m_{\text{quark}}^{VWI}}{\Lambda_0^2}\right) \right], \quad (46)$$

$$\omega_1^{PS} = \frac{1}{2} \frac{(A + w_1^\pi a)}{(4\pi f_0)^2}, \quad (48)$$

$$\omega_1^{f_{PS}} = \frac{(A + w_1^{f\pi} a)}{(4\pi f_0)^2}, \quad (49)$$

$$f_{PS} = f \left[1 - \omega_1^{f_{PS}} m_{\text{quark}}^{VWI} \log\left(\frac{A m_{\text{quark}}^{VWI}}{\Lambda_4^2}\right) \right]. \quad (47)$$

Here κ_c in m_{quark}^{VWI} , A , f , ω_0 , ω_1^{PS} , ω_1^{AWI} , $\omega_1^{f_{PS}}$, Λ_3 , $\Lambda_{3,AWI}$, Λ_0 , and Λ_4 are free parameters, and the overall factor of m_{quark}^{AWI} is absorbed in ω_0 and Λ_0 . We note that A consists of $O(a^0)$ and $O(a^1)$ parts, $\omega_0 \sim O(a^2)$, $\omega_1^{AWI} \sim O(a)$, and

where f_0 is the pion decay constant in the continuum and chiral limit, which can be different from f by $O(a)$. The constants w_1^π and $w_1^{f\pi}$ are $O(a^0)$.

There are two features in these formulas worth emphasizing. First, the coefficients of $m_{\text{quark}} \log m_{\text{quark}}$ terms receive contributions of $O(a)$. This is in contrast to continuum ChPT, in which these coefficients take universal values. Second, there are terms of the form $a^2 \log m_{\text{quark}}$ which are more singular than the $m_{\text{quark}} \log m_{\text{quark}}$ terms

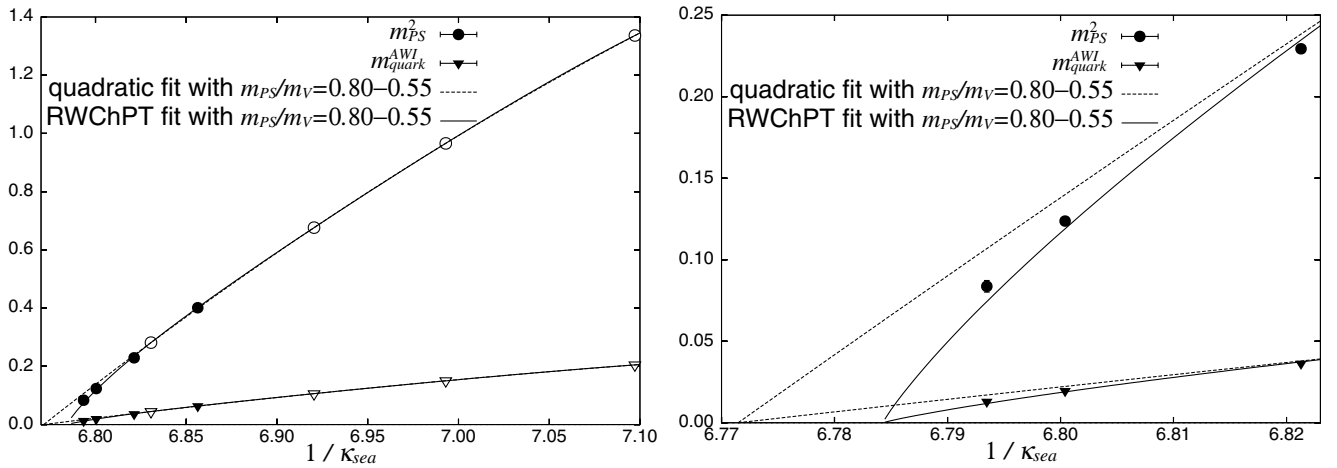


FIG. 34. Comparison of quadratic and resummed WChPT fits to pseudoscalar meson masses and AWI quark masses determined from the previous data of $m_{PS}/m_V = 0.80\text{--}0.55$ [3] (open symbols) with the new small sea quark mass data (filled symbols). The right panel is an enlargement around the chiral limit.

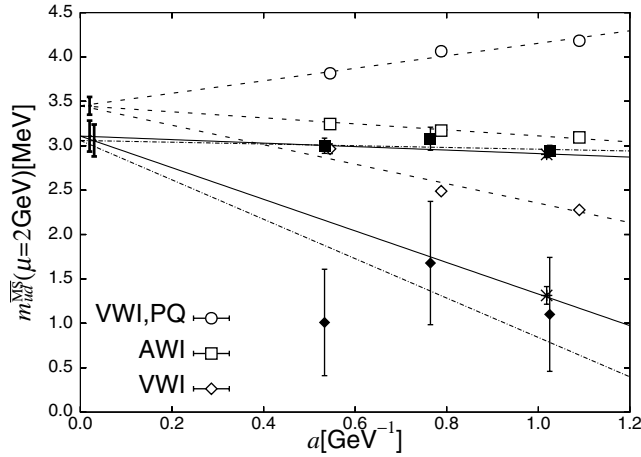


FIG. 35. Continuum extrapolations of degenerate up and down quark mass obtained by chiral extrapolations with polynomials [3] (open symbols) and the resummed WChPT formulas (filled symbols). The star at $a \approx 1 \text{ GeV}^{-1}$ ($\beta = 1.8$) represents the results obtained by the resummed WChPT formulas with data at $m_{PS}/m_V = 0.80-0.35$. The others are the results with $m_{PS}/m_V = 0.80-0.55$. The dashed lines are the combined linear fit to the quadratic chiral fit results and the dash-dotted lines are the ones to the resummed WChPT fit results, both with $m_{PS}/m_V = 0.80-0.55$. The solid lines are the combined linear fits to the resummed WChPT chiral fit results with our whole data of $m_{PS}/m_V = 0.80-0.35$ at $\beta = 1.8$ and $m_{PS}/m_V = 0.80-0.55$ at $\beta = 1.95$ and 2.1 .

toward the chiral limit at a finite lattice spacing. Thus, WChPT formulas predict the chiral behavior at finite lattice spacings that is different from what is expected from ChPT in the continuum limit.

We fit m_{PS} and m_{quark}^{AWI} simultaneously, neglecting correlations between them. The errors are estimated by the jackknife method. We then fit f_{PS} with A and κ_c fixed from Eqs. (45) and (46). We give the results in Fig. 30 and Tables XV and XVI. Figure 30 demonstrates that the one-

loop WChPT formulas explain our data over the whole range $m_{PS}/m_V = 0.80-0.35$.

2. Resummed WChPT

While fits with Eqs. (45) and (46) work well for the whole range of quark mass we measured, extrapolation to the physical point is still problematic because the $\omega_0 \log m_{\text{quark}}^{VWI}$ terms become larger than the leading terms in the chiral limit. A way out has been proposed in Ref. [18] in which leading singularities around the chiral limit are resummed. The resulting formulas read

$$m_{PS}^2 = Am_{\text{quark}}^{VWI} \left[-\log\left(\frac{Am_{\text{quark}}^{VWI}}{\Lambda_0^2}\right) \right]^{\omega_0} \left[1 + \omega_1^{PS} m_{\text{quark}}^{VWI} \log\left(\frac{Am_{\text{quark}}^{VWI}}{\Lambda_3^2}\right) \right], \quad (50)$$

$$m_{\text{quark}}^{AWI} = m_{\text{quark}}^{VWI} \left[-\log\left(\frac{Am_{\text{quark}}^{VWI}}{\Lambda_0^2}\right) \right]^{\omega_0} \left[1 + \omega_1^{AWI} m_{\text{quark}}^{VWI} \log\left(\frac{Am_{\text{quark}}^{VWI}}{\Lambda_{3,AWI}^2}\right) \right], \quad (51)$$

where the fitting parameters are κ_c in m_{quark}^{VWI} , A , ω_0 , ω_1^{PS} , ω_1^{AWI} , Λ_3 , $\Lambda_{3,AWI}$, and Λ_0 . The minus sign in the resummed part is introduced to keep $-\log(Am_{\text{quark}}^{VWI}/\Lambda_0^2)$ positive. We note that f_{PS} is not affected by the resummation except for a shift of κ_c .

As with the case of WChPT without resummation, these resummed WChPT formulas describe our data for the whole range of $m_{PS}/m_V = 0.80-0.35$. The results are seen in Fig. 31 and Tables XVII and XVIII.

The magnitude of the leading and the one-loop contributions is plotted in Fig. 32 as a function of m_{quark} . In contrast to WChPT without resummation, which is shown in the second panel of the figure, the one-loop contribu-

TABLE XX. Meson masses and bare AWI quark masses on $12^3 \times 24$ lattice.

κ_{sea}	m_{PS}	$[t_{\text{min}}, t_{\text{max}}]$	χ^2/dof	m_V	$[t_{\text{min}}, t_{\text{max}}]$	χ^2/dof	m_{quark}^{AWI}
0.14585	0.6336(14)	[6,12]	0.76(84)	1.0405(38)	[6,12]	0.40(51)	0.063 40(34)
0.14660	0.4789(23)	[6,12]	1.60(1.19)	0.9410(81)	[6,12]	2.36(1.02)	0.036 32(39)
0.14705	0.3520(29)	[6,12]	0.60(77)	0.8526(148)	[6,12]	0.67(81)	0.019 52(30)
0.14720	0.2893(61)	[6,12]	0.50(93)	0.8300(413)	[6,12]	0.95(92)	0.012 96(49)

TABLE XXI. Decay constants on $12^3 \times 24$ lattice. Here for the renormalization factor we employ κ_c determined from a simultaneous fit to m_{PS}^2 and m_{quark}^{AWI} in Table V.

κ_{sea}	f_{PS}	$[t_{\text{min}}, t_{\text{max}}]$	f_V	$[t_{\text{min}}, t_{\text{max}}]$
0.145 85	0.1785(14)	[6,12]	0.3118(33)	[6,12]
0.146 60	0.157 84(87)	[6,12]	0.2874(57)	[6,12]
0.147 05	0.1413(14)	[6,12]	0.2496(97)	[6,12]
0.147 20	0.1412(41)	[6,12]	0.2422(239)	[6,12]

TABLE XXII. Baryon masses on $12^3 \times 24$ lattice.

κ_{sea}	m_N	$[t_{\text{min}}, t_{\text{max}}]$	χ^2/dof	m_Δ	$[t_{\text{min}}, t_{\text{max}}]$	χ^2/dof
0.145 85	1.5357(69)	[5,12]	0.65(76)	1.7722(97)	[5,12]	0.74(83)
0.146 60	1.3619(92)	[5,12]	0.85(66)	1.6061(183)	[5,12]	1.45(97)
0.147 05	1.2054(165)	[5,12]	0.69(96)	1.5110(268)	[5,12]	1.28(81)
0.147 20	1.1791(417)	[5,12]	0.99(62)	1.5300(1020)	[5,12]	0.62(1.23)

tion of resummed WChPT fit remains small in the whole range of quark mass we explored, including the chiral limit. This confirms the convergence of the resummed WChPT formulas. Furthermore, the resulting parameters are comparable with phenomenological estimates; we obtain $\Lambda_3 = 0.15(15)$ [GeV] and $\Lambda_4 = 2.44(13)$ [GeV] as compared to $\Lambda_3 = 0.2\text{--}2.0$ [GeV] and $\Lambda_4 = 1.26(14)$ [GeV], respectively, from Refs. [12,53]. A more accurate examination requires extrapolation to the continuum limit, which is left for studies in the future.

In the present fit, the $m_{\text{quark}} \log m_{\text{quark}}$ terms are sizably suppressed due to $O(a)$ corrections for the pseudoscalar meson mass. In the combination $m_{PS}^2/2m_{\text{quark}}^{AWI}$, $(\omega_1^{PS} - \omega_1^{AWI})$ represents the strength of the chiral logarithm. The resummed WChPT fit gives $(\omega_1^{PS} - \omega_1^{AWI}) = 0.24(13)$, while in continuum ChPT we expect $\omega_1^{PS} = A/32\pi^2 f_0^2 = 2.7$ and $\omega_1^{AWI} = 0$, with the phenomenological value of $f_0 = 0.086$ GeV, ignoring $O(a)$ dependence in A . Namely, the coefficient of the logarithm is suppressed to about 10% of the ChPT value by $O(a)$ contributions in m_{PS}^2 and m_{quark}^{AWI} . It is important to repeat a similar analysis at a smaller lattice spacing to verify that the magnitude of the $m_{\text{quark}} \log m_{\text{quark}}$ coefficient converges toward the value predicted by ChPT.

3. Results at the physical point

Since WChPT formulas are not available for the vector meson, we adopt Eq. (42) to fix the physical point for m_π . A fit for the whole data in the range $m_{PS}/m_V = 0.80\text{--}0.35$ yields $a_\rho^{\text{ChPT}} = 0.2009(21)$ fm. Substituting m_π to Eq. (50) and using a_ρ^{ChPT} , we obtain the VWI quark mass at the physical point m_{ud}^{VWI} . Equations (51) and (47) with m_{ud}^{VWI} then yield m_{ud}^{AWI} and f_π , respectively (Table XIX).

Let us compare the resummed WChPT results with those of the quadratic polynomial obtained with the original data over the range $m_{PS}/m_V = 0.80\text{--}0.55$ (Table X) and the fits using the ChPT formula in the continuum limit for $m_{PS}/m_V = 0.60\text{--}0.35$ (Table XIV). The lattice spacing, the AWI quark mass, and the pion decay constant take similar values among higher order polynomials, ChPT, and resummed WChPT formulas. An exception is the VWI quark mass which significantly depends on the functional forms for the chiral extrapolation

(see Fig. 33). Our final values for the light quark mass at $a = 0.2$ fm are

$$m_{ud}^{\text{VWI},\overline{\text{MS}}}(\mu = 2 \text{ GeV}) = \begin{cases} 1.314(99) \text{ [MeV]} & \text{(resummed WChPT)} \\ 1.796(51) \text{ [MeV]} & \text{(polynomial),} \end{cases} \quad (52)$$

$$m_{ud}^{\text{AWI},\overline{\text{MS}}}(\mu = 2 \text{ GeV}) = \begin{cases} 2.902(36) \text{ [MeV]} & \text{(resummed WChPT)} \\ 2.927(53) \text{ [MeV]} & \text{(polynomial).} \end{cases} \quad (53)$$

The sensitivity of the VWI quark mass on the functional form of chiral extrapolation is due to closeness of κ_{ud} to the critical value κ_c . A small variation of κ_c is easily amplified in the up and down quark mass which is determined by the difference $1/\kappa_{ud} - 1/\kappa_c$.

4. Chiral extrapolation from large quark masses

Finally, we test if WChPT explains the deviations of our new data at small quark masses from the quadratic extrapolation of the data at $m_{PS}/m_V = 0.80\text{--}0.55$. A motivation of this test is the rapid increase of the computational time to simulate QCD toward small sea quark masses on fine lattices. If WChPT correctly predicts the small quark mass behavior from heavy sea quark mass simulations for $m_{PS}/m_V \geq 0.5$, it will be a great help for our studies.

We apply the resummed WChPT formulas to the large quark mass data set at $\beta = 1.80$. Since the number of data points at $m_{PS}/m_V \geq 0.5$ is small for a stable fitting, we introduce a restriction: $\Lambda_3 = \Lambda_{3,AWI}$. Figure 34 (see Table XIX for numerical values) compares the fit from the large quark mass data set and that using the data for

TABLE XXIII. Plaquette and rectangular loops on $12^3 \times 24$ lattice.

κ_{sea}	$\langle W^{1 \times 1} \rangle$	$\langle W^{1 \times 2} \rangle$
0.145 85	0.504 529(56)	0.249 916(70)
0.146 60	0.508 445(69)	0.254 866(88)
0.147 05	0.511 202(68)	0.258 350(86)
0.147 20	0.512 632(144)	0.260 157(186)

TABLE XXIV. Meson and bare AWI quark masses on $16^3 \times 24$ lattice.

κ_{sea}	m_{PS}	$[t_{\min}, t_{\max}]$	χ^2/dof	m_V	$[t_{\min}, t_{\max}]$	χ^2/dof	m_{quark}^{AWI}
0.145 85	0.6333(19)	[6,12]	0.72(52)	1.0488(43)	[6,12]	0.82(76)	0.063 78(47)
0.146 60	0.4781(16)	[6,12]	3.55(2.04)	0.9403(70)	[6,12]	1.41(93)	0.036 42(40)

the entire mass range. The resummed WChPT fit using the large quark mass data set alone describes the small sea quark mass data very well. This contrasts to the polynomial extrapolation. Our observation suggests that WChPT may provide a valuable tool to carry out an accurate chiral extrapolation using simulations with not too small quark masses.

Encouraged by this, we apply the resummed WChPT to the two additional data sets at $m_{PS}/m_V = 0.80$ – 0.55 obtained at smaller lattice spacings at $\beta = 1.95$ and 2.1 ($a = 0.16$ and 0.11 fm) in the previous work. A simultaneous linear continuum extrapolation using $m_{ud}^{VWI, \overline{MS}}$ and $m_{ud}^{AWI, \overline{MS}}$, combined with the results for $\beta = 1.8$, leads to

$$m_{ud}^{\overline{MS}}(\mu = 2 \text{ GeV}) = 3.06(18) [\text{MeV}] \quad (54)$$

(resummed WChPT fit),

where the error is statistical only. When we use our whole data of $m_{PS}/m_V = 0.80$ – 0.35 at $\beta = 1.80$, we obtain

$$m_{ud}^{\overline{MS}}(\mu = 2 \text{ GeV}) = 3.11(17) [\text{MeV}] \quad (55)$$

(resummed WChPT fit with our whole data).

This is compared to our previous result using the quadratic extrapolation:

$$m_{ud}^{\overline{MS}}(\mu = 2 \text{ GeV}) = 3.45(10) [\text{MeV}] \quad (\text{quadratic fit}). \quad (56)$$

The resummed WChPT results in a 10% decrease in the mean up and down quark mass. This is demonstrated in Fig. 35.

VI. CONCLUSIONS

In this paper, we have pushed our previous study of two-flavor QCD down to a sea quark mass as small as $m_{PS}/m_V = 0.35$, using the RG-improved gauge action and the clover-improved Wilson quark action. We have found that our new data at $m_{PS}/m_V = 0.60$ – 0.35 show clear deviations from the prediction of the previous chiral extrapolations based on quadratic polynomials, which implies that higher order terms were needed to describe the behavior at a small sea quark mass. On the other hand, our current data do not show the clear quark mass dependence expected from ChPT in the continuum: The chiral logarithm may appear only below $m_{PS}/m_V \sim 0.4$. This result contrasts with that of the qq+q collaboration [22] based on unimproved plaquette glue and Wilson quark actions, but is not dissimilar to that of UKQCD [24].

We have provisionally ascribed the major reason for the failure of continuum ChPT to explicit chiral symmetry breaking of the Wilson term, which is significant on our lattice of $a = 0.2$ fm. We then made a test of WChPT in which the effect of the Wilson term is accommodated, and found the resummed one-loop WChPT formulas that take account of the effects up to $O(a^2)$ describe well our entire data. Convergence tests indicate that resummed WChPT gives well-controlled chiral extrapolations. The use of WChPT generally leads to modifications of various physical observables at the physical point by about 10%, compared with those obtained in the quadratic extrapolation at this lattice spacing. A much larger modification, however, is seen with the light quark mass defined through vector Ward identity: The WChPT extrapolation decreases it by 30%.

We note, in particular, that the resummed WChPT extrapolation from our previous data at

 TABLE XXV. Decay constants on $16^3 \times 24$ lattice. Here for the renormalization factor we employ κ_c determined from a simultaneous fit to m_{PS}^2 and m_{quark}^{AWI} in Table V.

κ_{sea}	f_{PS}	$[t_{\min}, t_{\max}]$	f_V	$[t_{\min}, t_{\max}]$
0.145 85	0.1804(23)	[6,12]	0.3151(45)	[6,12]
0.146 60	0.1592(16)	[6,12]	0.2913(48)	[6,12]

 TABLE XXVI. Baryon masses on $16^3 \times 24$ lattice.

κ_{sea}	m_N	$[t_{\min}, t_{\max}]$	χ^2/dof	m_Δ	$[t_{\min}, t_{\max}]$	χ^2/dof
0.145 85	1.5567(91)	[5,12]	1.97(92)	1.7804(113)	[5,12]	0.64(54)
0.146 60	1.3257(118)	[5,12]	1.58(91)	1.5899(124)	[5,12]	0.96(77)

TABLE XXVII. Plaquette and rectangular loops on $16^3 \times 24$ lattice.

κ_{sea}	$\langle W^{1 \times 1} \rangle$	$\langle W^{1 \times 2} \rangle$
0.145 85	0.504 482(75)	0.249 850(90)
0.146 60	0.508 338(61)	0.254 739(76)

$m_{PS}/m_V = 0.80\text{--}0.55$ predicts correctly the new data at $m_{PS}/m_V = 0.60\text{--}0.35$. Encouraged by this fact, we attempted a continuum extrapolation of the light quark mass using the resummed WChPT fits to the previous data at $m_{PS}/m_V = 0.80\text{--}0.55$ but on finer lattices with $a = 0.16$ and 0.11 fm. We find in the continuum limit, $m_{ud}^{\overline{\text{MS}}}(\mu = 2 \text{ GeV}) = 3.11(17)$ [MeV], which is smaller than the previously reported result by approximately 10%. Our work suggests that WChPT provides us with a valuable theoretical framework for chiral extrapolations.

ACKNOWLEDGMENTS

Y. N. thanks Oliver Bär for valuable discussions and suggestions on the manuscript. This work is supported in part by Large Scale Numerical Simulation Project of the Science Information Processing Center, University of Tsukuba, and by Grants-in-Aid of the Ministry of Education (Nos. 12304011, 12740133, 13135204, 13640259, 13640260, 14046202, 14740173, 15204015, 15540251, 15540279, and 16028201). V. I. L. is supported by JSPS.

APPENDIX: HADRON MASSES

Measured hadron masses are summarized in Tables XX, XXI, XXII, XXIII, XXIV, XXV, XXVI, and XXVII. Our choice of the fitting range and resulting value of χ^2/dof are also given in these tables.

-
- [1] For a review, see S. Aoki, Nucl. Phys., Sect. B Proc. Suppl. **94**, 3 (2001); D. Toussaint, Nucl. Phys., Sect. B Proc. Suppl. **106**, 111 (2002); T. Kaneko, Nucl. Phys., Sect. B Proc. Suppl. **106**, 133 (2002).
- [2] CP-PACS Collaboration, S. Aoki *et al.*, Phys. Rev. Lett. **84**, 238 (2000); Phys. Rev. D **67**, 034503 (2003).
- [3] CP-PACS Collaboration, A. Ali Khan *et al.*, Phys. Rev. Lett. **85**, 4674 (2000); **90**, 029902(E) (2003); Phys. Rev. D **65**, 054505 (2002); **67**, 059901(E) (2003).
- [4] MILC Collaboration, C. Bernard *et al.*, Nucl. Phys., Sect. B Proc. Suppl. **73**, 198 (1999); *ibid.* **60**, 297 (1998), and references therein.
- [5] SESAM Collaboration, N. Eicker *et al.*, Phys. Rev. D **59**, 014509 (1999).
- [6] T χ L Collaboration, T. Lippert *et al.*, Nucl. Phys., Sect. B Proc. Suppl. **60A**, 311 (1998).
- [7] SESAM-T χ L Collaboration, N. Eicker, Th. Lippert, B. Orth, and K. Schilling, Nucl. Phys., Sect. B Proc. Suppl. **106**, 209 (2002).
- [8] UKQCD Collaboration, C. R. Allton *et al.*, Phys. Rev. D **60**, 034507 (1999).
- [9] UKQCD Collaboration, C. R. Allton *et al.*, Phys. Rev. D **65**, 054502 (2002).
- [10] QCDSF-UKQCD Collaboration, H. Stüben, Nucl. Phys., Sect. B Proc. Suppl. **94**, 273 (2001).
- [11] JLQCD Collaboration, S. Aoki *et al.*, Phys. Rev. D **68**, 054502 (2003).
- [12] J. Gasser and H. Leutwyler, Ann. Phys. (Leipzig) **158**, 142 (1984); Nucl. Phys. **B250**, 465 (1985); **250**, 517 (1985); **250**, 539 (1985).
- [13] S. R. Sharpe and N. Shores, Phys. Rev. D **62**, 094503 (2000).
- [14] S. Durr, Eur. Phys. J. C **29**, 383 (2003).
- [15] S. R. Sharpe and R. Singleton, Jr., Phys. Rev. D **58**, 074501 (1998).
- [16] G. Rupak and N. Shores, Phys. Rev. D **66**, 054503 (2002).
- [17] O. Bär, G. Rupak, and N. Shores, hep-lat/0306021 [Phys. Rev. D (to be published)].
- [18] S. Aoki, Phys. Rev. D **68**, 054508 (2003).
- [19] W. Lee and S. R. Sharpe, Phys. Rev. D **60**, 114503 (1999).
- [20] C. Bernard, Phys. Rev. D **65**, 054031 (2002).
- [21] C. Aubin and C. Bernard, Phys. Rev. D **68**, 034014 (2003); **68**, 074011 (2003).
- [22] qq+q Collaboration, F. Farchioni *et al.*, Phys. Lett. B **561**, 102 (2003); Eur. Phys. J. C **31**, 227 (2003); hep-lat/0403014.
- [23] For an example of the lattice artifacts, see T. Blum *et al.*, Phys. Rev. D **50**, 3377 (1994).
- [24] UKQCD Collaboration, C. R. Allton *et al.*, hep-lat/0403007.
- [25] A. Ukawa, Nucl. Phys., Sect. B Proc. Suppl. **106**, 195 (2002).
- [26] T. Miyauchi *et al.*, Trans. Jpn. Soc. Ind. Appl. Math. **11-2**, 49 (2001).
- [27] S. Itoh and Y. Namekawa, J. Comput. Appl. Math. **159**, 65 (2003).
- [28] K. Jansen and R. Sommer, Nucl. Phys. **B530**, 185 (1998).
- [29] B. Joo *et al.*, Phys. Rev. D **62**, 114501 (2000); C. R. Allton *et al.*, Phys. Rev. D **65**, 054502 (2002).
- [30] CP-PACS Collaboration, Y. Namekawa *et al.*, Nucl. Phys., Sect. B Proc. Suppl. **119**, 335 (2003).
- [31] Y. Iwasaki, Nucl. Phys. **B258**, 141 (1985); Report No. UT-HEP-118, University of Tsukuba, 1983.
- [32] B. Sheikholeslami and R. Wohlert, Nucl. Phys. **B259**, 572 (1985).
- [33] G. P. Lepage and P. B. Mackenzie, Phys. Rev. D **48**, 2250 (1993).
- [34] CP-PACS Collaboration, S. Aoki *et al.*, Phys. Rev. D **60**, 114508 (1999).
- [35] S. Duane *et al.*, Phys. Lett. B **195**, 216 (1987).

- [36] S. Gottlieb *et al.*, Phys. Rev. D **35**, 2531 (1987).
- [37] H. van der Vorst, SIAM J. Sci. Stat. Comput. **13**, 631 (1992).
- [38] G. L. G. Sleijpen and D. R. Fokkema, Elec. Trans. Numer. Anal. **1**, 11 (1993).
- [39] S. Aoki, R. Frezzotti, and P. Weisz, Nucl. Phys. **B540**, 501 (1999).
- [40] S. Aoki, K. Nagai, Y. Taniguchi, and A. Ukawa, Phys. Rev. D **58**, 074505 (1998); Y. Taniguchi and A. Ukawa, *ibid.* **58**, 114503 (1998).
- [41] K. G. Chetyrkin, Phys. Lett. B **404**, 161 (1997).
- [42] J. A. M. Vermaseren, S. A. Larin, and T. van Ritbergen, Phys. Lett. B **405**, 327 (1997).
- [43] G. S. Bali and K. Schilling, Phys. Rev. D **46**, 2636 (1992); G. S. Bali, K. Schilling, and C. Schlichter, *ibid.* **51**, 5165 (1995)
- [44] C. B. Lang and C. Rebbi, Phys. Lett. B **115**, 137 (1982).
- [45] R. Sommer, Nucl. Phys. **B411**, 839 (1994).
- [46] C. Bernard *et al.*, Phys. Rev. D **48**, 4419 (1993).
- [47] C. McNeile *et al.*, Phys. Lett. B **556**, 177 (2003).
- [48] E. Jenkins, A. V. Manohar, and M. B. Wise, Phys. Rev. Lett. **75**, 2272 (1995).
- [49] V. Bernard, N. Kaiser, and U. G. Meissner, Z. Phys. C **60**, 111 (1993).
- [50] S. Aoki, Phys. Rev. D **30**, 2653 (1984); Phys. Rev. Lett. **57**, 3136 (1986); Nucl. Phys. **B314**, 79 (1989); Prog. Theor. Phys. **122**, 179 (1996).
- [51] S. Aoki and A. Gocksch, Phys. Lett. B **231**, 449 (1989); **243**, 409 (1990); Phys. Rev. F **45**, 3845 (1992).
- [52] S. Aoki, A. Ukawa, and T. Umemura, Phys. Rev. Lett. **76**, 873 (1996); S. Aoki, T. Kaneda, and A. Ukawa, Phys. Rev. D **56**, 1808 (1997).
- [53] G. Colangelo, J. Gasser, and H. Leutwyler, Nucl. Phys. **B603**, 125 (2001).